

1969588-3 ✓ ACTIVE

Economy Power 2.5

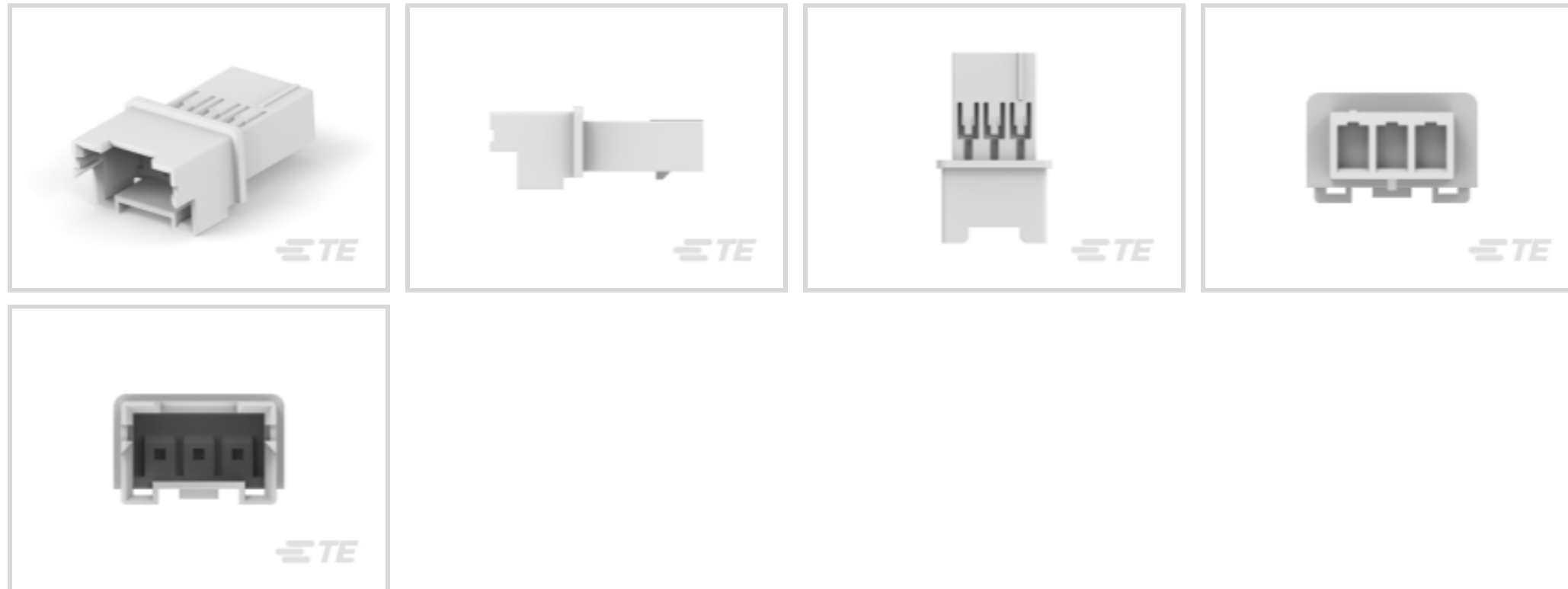
TE Internal #: 1969588-3

Economy Power 2.5, Housing, Receptacle, Wire-to-Wire, 3 Position,
.098in [2.5mm] Centerline, Crimp, 1 Row, Natural, Mating
Retention, Wire & Cable

[View on TE.com >](#)



Connectors > PCB Connectors > Wire-to-Board Connectors > Wire-to-Board Connector Assemblies & Housings



Connector Product Type: **Housing**

Connector & Housing Type: **Receptacle**

Connector System: **Wire-to-Wire**

Number of Positions: **3**

Centerline (Pitch): **2.5 mm [.098 in]**

Features

Product Type Features

| | |
|-----------------------------------|--------------|
| Connector Product Type | Housing |
| Connector & Housing Type | Receptacle |
| Connector System | Wire-to-Wire |
| Sealable | No |
| Connector & Contact Terminates To | Wire & Cable |

Configuration Features

| | |
|---------------------|---|
| Number of Positions | 3 |
| Number of Rows | 1 |

Electrical Characteristics

| | |
|-------------------|---------|
| Operating Voltage | 250 VAC |
|-------------------|---------|

Contact Features

| | |
|------------------------------|-------|
| Contact Type | Pin |
| Contact Base Material | Brass |
| Contact Current Rating (Max) | 7.5 A |



Termination Features

| | |
|------------------------------------|-------|
| Termination Method to Wire & Cable | Crimp |
|------------------------------------|-------|

Mechanical Attachment

| | |
|-------------------------|----------------------------|
| Strain Relief | Without |
| Panel Mount Feature | Without |
| PCB Mount Retention | Without |
| Mating Retention Type | Latch |
| Mating Retention | With |
| Connector Mounting Type | Cable Mount (Free-Hanging) |

Housing Features

| | |
|-----------------------------|------------------|
| Housing Entry Configuration | Both Ends Closed |
| Housing Material | Nylon - GF |
| Centerline (Pitch) | 2.5 mm[.098 in] |
| Housing Color | Natural |

Dimensions

| | |
|--|------------------------------|
| Connector Length | 10 mm[.393 in] |
| Connector Height | 6.6 mm[.26 in] |
| Connector Width | 18.17 mm[.715 in] |
| Accepts Wire Insulation Diameter Range | 1.3 – 1.7 mm[.051 – .067 in] |
| Wire Size | .13 – .33 mm ² |

Usage Conditions

| | |
|-----------------------------|----------------------------|
| Operating Temperature Range | -25 – 105 °C[-13 – 221 °F] |
|-----------------------------|----------------------------|

Operation/Application

| | |
|---------------------|----------------|
| Circuit Application | Power & Signal |
|---------------------|----------------|

Industry Standards

| | |
|------------------------|-------------------------------|
| Glow Wire Rating | Standard Part - Not Glow Wire |
| UL Flammability Rating | UL 94V-0 |

Packaging Features

| | |
|--------------------|-----|
| Packaging Quantity | 500 |
| Packaging Method | Bag |

Other



| | |
|---------|--------------|
| Comment | Free Hanging |
|---------|--------------|

Product Compliance


[For compliance documentation, visit the product page on TE.com>](#)

| | |
|---|---|
| EU RoHS Directive 2011/65/EU | Compliant |
| EU ELV Directive 2000/53/EC | Compliant |
| China RoHS 2 Directive MIIT Order No 32, 2016 | No Restricted Materials Above Threshold |
| EU REACH Regulation (EC) No. 1907/2006 | Current ECHA Candidate List: JUL 2021 (219) Candidate List Declared Against: JUL 2021 (219) Does not contain REACH SVHC |
| Halogen Content | Low Halogen - Br, Cl, F, I < 900 ppm per homogenous material. Also BFR/CFR/PVC Free |
| Solder Process Capability | Not reviewed for solder process capability |

Product Compliance Disclaimer


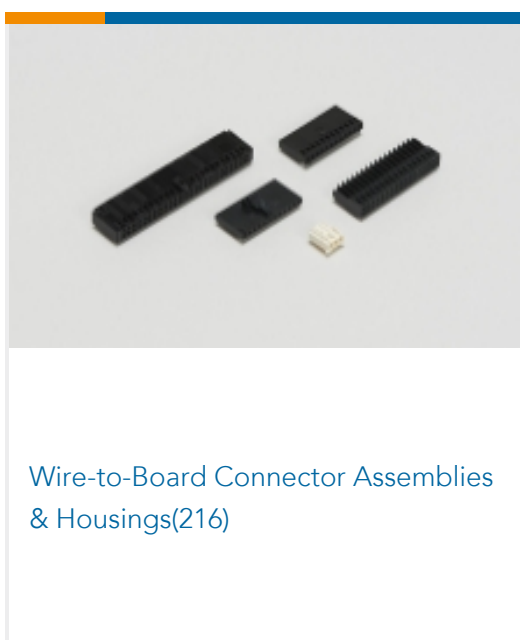
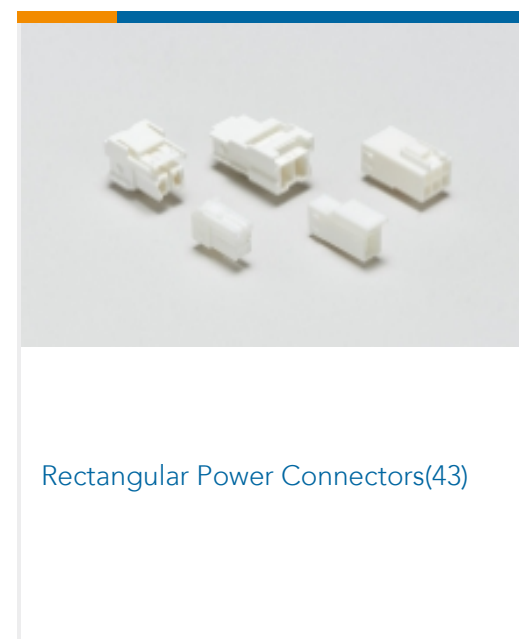


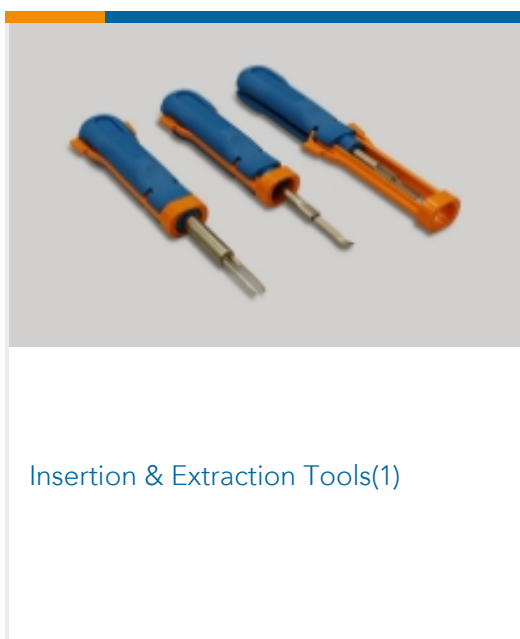
This information is provided based on reasonable inquiry of our suppliers and represents our current actual knowledge based on the information they provided. This information is subject to change. The part numbers that TE has identified as EU RoHS compliant have a maximum concentration of 0.1% by weight in homogenous materials for lead, hexavalent chromium, mercury, PBB, PBDE, DBP, BBP, DEHP, DIBP, and 0.01% for cadmium, or qualify for an exemption to these limits as defined in the Annexes of Directive 2011/65/EU (RoHS2). Finished electrical and electronic equipment products will be CE marked as required by Directive 2011/65/EU. Components may not be CE marked. Additionally, the part numbers that TE has identified as EU ELV compliant have a maximum concentration of 0.1% by weight in homogenous materials for lead, hexavalent chromium, and mercury, and 0.01% for cadmium, or qualify for an exemption to these limits as defined in the Annexes of Directive 2000/53/EC (ELV). Regarding the REACH Regulation, the information TE provides on SVHC in articles for this part number is based on the latest European Chemicals Agency (ECHA) 'Guidance on requirements for substances in articles' posted at this URL: <https://echa.europa.eu/guidance-documents/guidance-on-reach>

Compatible Parts

| | | | |
|--|---|--|--|
|  <p>TE Part # 1969588-6 HSG, REC, FREE-HANGING, SINGLE ROW, EP2.5</p> |  <p>TE Part # 1969588-2 HSG, REC, FREE-HANGING, SINGLE ROW, EP2.5</p> |  <p>TE Part # 1969588-5 HSG, REC, FREE-HANGING, SINGLE ROW, EP2.5</p> |  <p>TE Part # 1969588-8 HSG, REC, FREE-HANGING, SINGLE ROW, EP2.5</p> |
|--|---|--|--|



Also in the Series | Economy Power 2.5



Customers Also Bought



TE Part #1969588-2
HSG, REC, FREE-HANGING, SINGLE
ROW, EP2.5



TE Part #1969442-3
EP 2.5 TPA Housing, 3 Pos



TE Part #1969443-3
EP 2.5 TPA Retainer, 3 Pos



TE Part #2238007-1
TERMINAL, PIN, LANCELESS, 22-26
AWG, EP2



TE Part #1-1971772-4
POWER TRIPLE LOCK STD TEMP CAP



TE Part #1971786-1
POWER TRIPLE LOCK TAB CONTACT



TE Part #1969442-4
EP 2.5 TPA Housing, 4 Pos

Documents

Product Drawings

[HSG, REC, FREE-HANGING, SINGLE ROW, EP2.5](#)

English

CAD Files

[3D PDF](#)

3D

Customer View Model

[ENG_CVM_CVM_1969588-3_B.2d_dxf.zip](#)

English

Customer View Model

[ENG_CVM_CVM_1969588-3_B.3d_igs.zip](#)

English

Customer View Model

[ENG_CVM_CVM_1969588-3_B.3d_stp.zip](#)

English

By downloading the CAD file I accept and agree to the [Terms and Conditions](#) of use.

Product Specifications

[Product Specification](#)

English

Product Environmental Compliance

[TE Material Declaration](#)

English

Instruction Sheets

[Instruction Sheet \(U.S.\)](#)



English

[Agency Approvals](#)

[VDE Certificate](#)

English