




Connectors > PCB Connectors > Wire-to-Board Connectors > Wire-to-Board Connector Assemblies & Housings



Connector Product Type: **Housing**

Connector & Housing Type: **Receptacle**

Connector System: **Wire-to-Wire**

Number of Positions: **2**

Centerline (Pitch): **3.18 mm [ .125 in ]**

## Features

### Product Type Features

Connector Product Type	Housing
Connector & Housing Type	Receptacle
Connector System	Wire-to-Wire
Sealable	No
Connector & Contact Terminates To	Wire & Cable

### Configuration Features

Number of Positions	2
Number of Rows	1

### Termination Features

Termination Method to Wire & Cable	Crimp
------------------------------------	-------

### Mechanical Attachment

Mating Retention Type	Latch
Mating Retention	With
Connector Mounting Type	Cable Mount (Free-Hanging)

### Housing Features



Housing Material	Nylon 66
Centerline (Pitch)	3.18 mm[.125 in]
Housing Color	Natural

### Usage Conditions

Operating Temperature Range	-55 – 105 °C[-67 – 221 °F]
-----------------------------	----------------------------

### Operation/Application

Circuit Application	Power
---------------------	-------

## Product Compliance

[For compliance documentation, visit the product page on TE.com>](#)

EU RoHS Directive 2011/65/EU	Compliant
EU ELV Directive 2000/53/EC	Compliant
China RoHS 2 Directive MIIT Order No 32, 2016	No Restricted Materials Above Threshold
EU REACH Regulation (EC) No. 1907/2006	Current ECHA Candidate List: JAN 2023 (233) Candidate List Declared Against: JUL 2019 (201) SVHC > Threshold: 1,6,7,8,9,14,15,16,17,17,18,18-dodecachloropentacyclo [12.2.1.16,9.02,13.05,10]octadeca-7,15-diene (Dechlorane Plus) (15% in Component Part) <b>Article Safe Usage Statements:</b> Wash thoroughly after handling. Do not handle until all safety precautions have been read and understood. Recycle if possible and dispose of the article by following all applicable governmental regulations relevant to your geographic location.
Halogen Content	Not Low Halogen - contains Br or Cl > 900 ppm.
Solder Process Capability	Not reviewed for solder process capability

#### Product Compliance Disclaimer

This information is provided based on reasonable inquiry of our suppliers and represents our current actual knowledge based on the information they provided. This information is subject to change. The part numbers that TE has identified as EU RoHS compliant have a maximum concentration of 0.1% by weight in homogenous materials for lead, hexavalent chromium, mercury, PBB, PBDE, DBP, BBP, DEHP, DIBP, and 0.01% for cadmium, or qualify for an exemption to these limits as defined in the Annexes of Directive 2011/65/EU (RoHS2). Finished electrical and electronic equipment products will be CE marked as required by Directive 2011/65/EU. Components may not be CE marked. Additionally, the part numbers that TE has identified as EU ELV compliant have a maximum concentration of 0.1% by weight in homogenous materials for lead, hexavalent chromium, and mercury, and 0.01% for cadmium, or qualify for an exemption to these limits as defined in the Annexes of Directive 2000/53/EC (ELV). Regarding the REACH Regulation, the information TE provides on SVHC in articles for this part number is based on the latest European Chemicals Agency (ECHA) 'Guidance on requirements for substances in articles' posted at this URL: <https://echa.europa.eu/guidance-documents/guidance-on-reach>

## Also in the Series | RAST 5D



Automotive Terminals(5)



Connector Contacts(10)



Insertion & Extraction Tools(1)



PCB Headers & Receptacles(68)



Wire-to-Board Connector Assemblies & Housings(93)


## Customers Also Bought



TE Part #1969104-1  
ULTRA POD: Straight, Receptacle Assembly, Unplated, .250 inch



TE Part #1-521253-3  
PL MKIII & FASTON 250 HSG 2P NYLON GREEN



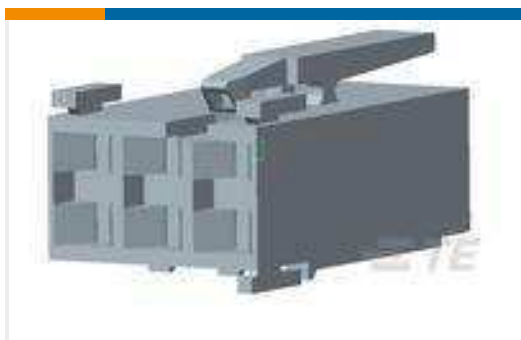
TE Part #1-853088-0  
ANVIL



TE Part #1852646-1  
EFHBPO200TABLOCK.2100 LM/G



TE Part #1855118-1  
U POD .187 STRAIGHT SAPR090F140F LM & G



TE Part #2-1241817-3  
STD TIM HOUSING MKII 3POS



TE Part #440452-000  
RT-3-NO.1-0-2.25IN



TE Part #938365P002  
VERSAFIT-1/8-0-0.75IN-ST

## Documents

[CAD Files](#)

[3D PDF](#)

[3D](#)

[Customer View Model](#)

[ENG\\_CVM\\_CVM\\_1969536-3\\_F.2d\\_dxf.zip](#)

English



Customer View Model

[ENG\\_CVM\\_CVM\\_1969536-3\\_F.3d\\_igs.zip](#)

English

Customer View Model

[ENG\\_CVM\\_CVM\\_1969536-3\\_F.3d\\_stp.zip](#)

English

By downloading the CAD file I accept and agree to the [Terms and Conditions](#) of use.

**Product Environmental Compliance**

[TE Material Declaration](#)

English