




Connectors > PCB Connectors > Wire-to-Board Connectors > Wire-to-Board Connector Assemblies & Housings



Connector Product Type: **Housing**

Connector & Housing Type: **Receptacle**

Connector System: **Wire-to-Wire**

Number of Positions: **2**

Centerline (Pitch): **3.18 mm [.125 in]**

Features

Product Type Features

Connector Product Type	Housing
Connector & Housing Type	Receptacle
Connector System	Wire-to-Wire
Sealable	No
Connector & Contact Terminates To	Wire & Cable

Configuration Features

Number of Positions	2
Number of Rows	1

Termination Features

Termination Method to Wire & Cable	Crimp
------------------------------------	-------

Mechanical Attachment

Mating Retention Type	Latch
Mating Retention	With
Connector Mounting Type	Cable Mount (Free-Hanging)

Housing Features



Housing Material	Nylon 66
Centerline (Pitch)	3.18 mm[.125 in]
Housing Color	Green

Usage Conditions

Operating Temperature Range	-55 – 105 °C[-67 – 221 °F]
-----------------------------	----------------------------

Operation/Application

Circuit Application	Power
---------------------	-------

Product Compliance

[For compliance documentation, visit the product page on TE.com>](#)

EU RoHS Directive 2011/65/EU	Compliant
EU ELV Directive 2000/53/EC	Compliant
China RoHS 2 Directive MIIT Order No 32, 2016	No Restricted Materials Above Threshold
EU REACH Regulation (EC) No. 1907/2006	Current ECHA Candidate List: JAN 2023 (233) Candidate List Declared Against: DEC 2013 (151) SVHC > Threshold: Not Yet Reviewed
Halogen Content	Low Halogen - Br, Cl, F, I < 900 ppm per homogenous material. Also BFR/CFR/PVC Free
Solder Process Capability	Not reviewed for solder process capability

Product Compliance Disclaimer

This information is provided based on reasonable inquiry of our suppliers and represents our current actual knowledge based on the information they provided. This information is subject to change. The part numbers that TE has identified as EU RoHS compliant have a maximum concentration of 0.1% by weight in homogenous materials for lead, hexavalent chromium, mercury, PBB, PBDE, DBP, BBP, DEHP, DIBP, and 0.01% for cadmium, or qualify for an exemption to these limits as defined in the Annexes of Directive 2011/65/EU (RoHS2). Finished electrical and electronic equipment products will be CE marked as required by Directive 2011/65/EU. Components may not be CE marked. Additionally, the part numbers that TE has identified as EU ELV compliant have a maximum concentration of 0.1% by weight in homogenous materials for lead, hexavalent chromium, and mercury, and 0.01% for cadmium, or qualify for an exemption to these limits as defined in the Annexes of Directive 2000/53/EC (ELV). Regarding the REACH Regulations, TE's information on SVHC in articles for this part number is still based on the European Chemical Agency (ECHA) 'Guidance on requirements for substances in articles' (Version: 2, April 2011), applying the 0.1% weight on weight concentration threshold at the finished product level. TE is aware of the European Court of Justice ruling of September 10th, 2015 also known as O5A (Once An Article Always An Article) stating that, in case of 'complex object', the threshold for a SVHC must be applied to both the product as a whole and simultaneously to each of the articles forming part of its composition. TE has evaluated this ruling based on the new ECHA "Guidance on requirements for substances in articles" (June 2017, version 4.0) and will be updating its statements accordingly.

Also in the Series | **RAST 5D**




Automotive Terminals(5)



Connector Contacts(10)



Insertion & Extraction Tools(1)

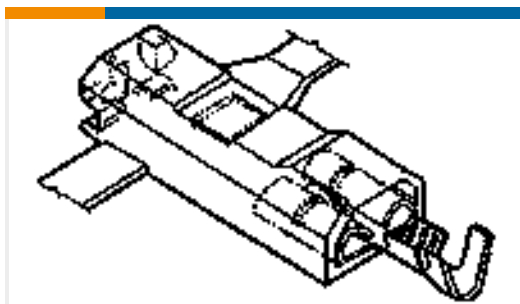


PCB Headers & Receptacles(68)



Wire-to-Board Connector Assemblies & Housings(93)


Customers Also Bought




TE Part #521081-1
ULTRA-POD 250 ASSY REC 18-14
AWG BR




TE Part #1-521253-3
PL MKIII & FASTON 250 HSG 2P
NYLON GREEN



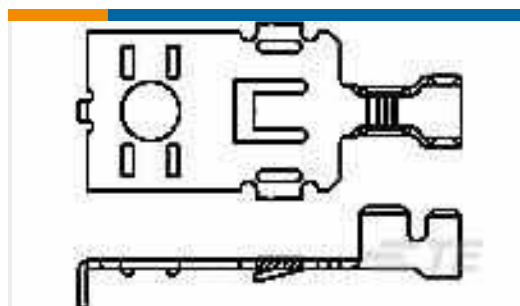
TE Part #1385719-1
UP.250 STRAIGHT SA110F220F LM



TE Part #1855118-1
U POD .187 STRAIGHT SAPR090F140F
LM & G



TE Part #2-1241817-3
STD TIM HOUSING MKII 3POS



TE Part #63496-1
POWER RING TERMINAL TAB 16-10
AWG BR



TE Part #440452-000
RT-3-NO.1-0-2.25IN



TE Part #938365P002
VERSAFIT-1/8-0-0.75IN-ST



TE Part #1217972-2
250 FASTON,FLAG,REC.,18-14 AWG,
NPST

Documents



CAD Files

3D PDF

3D

Customer View Model

[ENG_CVM_CVM_1969536-1_F.2d_dxf.zip](#)

English

Customer View Model

[ENG_CVM_CVM_1969536-1_F.3d_igs.zip](#)

English

Customer View Model

[ENG_CVM_CVM_1969536-1_F.3d_stp.zip](#)

English

By downloading the CAD file I accept and agree to the [Terms and Conditions](#) of use.

Product Environmental Compliance

TE Material Declaration

English