

## Printed-circuit board connector - CCA 2,5/ 2-G-5,08 P26THR - 1954919

Please be informed that the data shown in this PDF Document is generated from our Online Catalog. Please find the complete data in the user's documentation. Our General Terms of Use for Downloads are valid (<http://phoenixcontact.com/download>)

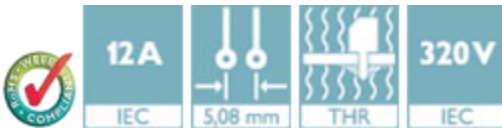
Header, Nominal current: 12 A, Rated voltage (III/2): 320 V, Number of positions: 2, Pitch: 5.08 mm, Color: black, Contact surface: Tin, Mounting: THR soldering, User information and design recommendations for through hole reflow technology can be found under "Downloads"



The figure shows a 10-position version of the product

### Product Features

- Designed for integration into the SMT soldering process
- Maximum flexibility when it comes to device design – one header for connectors with different connection technologies
- Closed contour for optimum stability of the plug-in connection



### Key Commercial Data

Packing unit	1 pc
Minimum order quantity	50 pc
Weight per Piece (excluding packing)	1.2 g
Custom tariff number	85366990
Country of origin	Germany

### Technical data

#### Dimensions

Length	12 mm
Pitch	5.08 mm
Dimension a	5.08 mm
Constructional height	9 mm
Height	8.6 mm
Length of the solder pin	2.6 mm
Pin dimensions	1 x 1 mm
Hole diameter	1.6 mm

# Printed-circuit board connector - CCA 2,5/ 2-G-5,08 P26THR - 1954919

## Technical data

### General

Range of articles	CCA 2,5/..-G
Insulating material group	IIIa
Rated surge voltage (III/3)	4 kV
Rated surge voltage (III/2)	4 kV
Rated surge voltage (II/2)	4 kV
Rated voltage (III/3)	250 V
Rated voltage (III/2)	320 V
Rated voltage (II/2)	400 V
Connection in acc. with standard	EN-VDE
Nominal current I <sub>N</sub>	12 A
Maximum load current	12 A (per position)
Insulating material	LCP
Flammability rating according to UL 94	V0
Color	black
Number of positions	2

### Standards and Regulations

Connection in acc. with standard	EN-VDE
	CUL
Flammability rating according to UL 94	V0

## Classifications

### eCl@ss

eCl@ss 4.0	272607xx
eCl@ss 4.1	27260701
eCl@ss 5.0	27260701
eCl@ss 5.1	27260701
eCl@ss 6.0	27260704
eCl@ss 7.0	27440402
eCl@ss 8.0	27440402
eCl@ss 9.0	27440402

### ETIM

ETIM 3.0	EC001121
ETIM 4.0	EC002637
ETIM 5.0	EC002637

# Printed-circuit board connector - CCA 2,5/ 2-G-5,08 P26THR - 1954919

## Classifications

### UNSPSC

UNSPSC 6.01	30211810
UNSPSC 7.0901	39121409
UNSPSC 11	39121409
UNSPSC 12.01	39121409
UNSPSC 13.2	39121409

## Approvals

### Approvals

#### Approvals


EAC / VDE Gutachten mit Fertigungsüberwachung / IEC60947-5 CB Scheme / cULus Recognized / EAC


#### Ex Approvals

#### Approvals submitted

## Approval details

EAC
-----

VDE Gutachten mit Fertigungsüberwachung 	
Nominal current I <sub>N</sub>	12 A
Nominal voltage U <sub>N</sub>	400 V

IECEE CB Scheme 
---

cULus Recognized		
	B	D
Nominal current I <sub>N</sub>	10 A	10 A

# Printed-circuit board connector - CCA 2,5/ 2-G-5,08 P26THR - 1954919

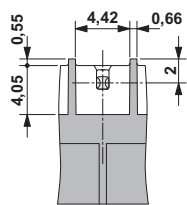
## Approvals

	B	D
Nominal voltage UN	300 V	300 V

EAC
-----

## Drawings

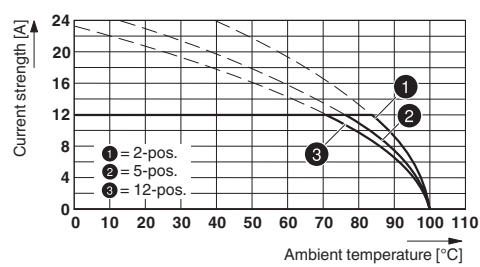
Dimensional drawing



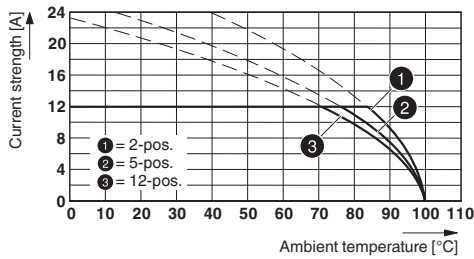
Bottom view, free space for solder paste, 0.5 mm deep

Type: FKC 2,5/...-ST-5,08 with CCA 2,5/...-G-5,08 P26THR

Diagram

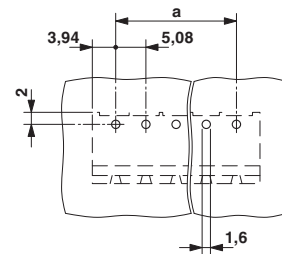


Diagram

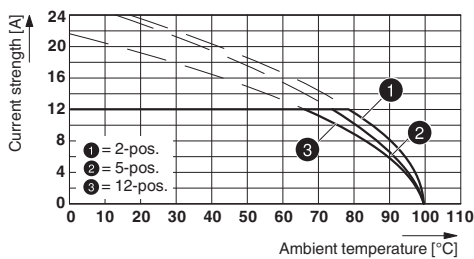


Type: FKCS 2,5/...-ST-5,08 with CCA 2,5/...-G-5,08 P26THR

Drilling diagram



Diagram



Type: MSTBT 2,5/...-ST-5,08 with CCA 2,5/...-G-5,08 P26 THR

Dimensional drawing

