

Base strip - MCDN 1,5/12-G1-3,5 P26THR - 1953813

Please be informed that the data shown in this PDF Document is generated from our Online Catalog. Please find the complete data in the user's documentation. Our General Terms of Use for Downloads are valid (<http://phoenixcontact.com/download>)

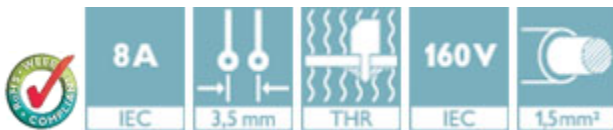


The figure shows a 10-pos. version with 20 contacts

Header, Nominal current: 8 A, Rated voltage (III/2): 160 V, Number of positions: 12, Pitch: 3.5 mm, Color: black, Contact surface: Tin, Mounting: THR soldering, The pin length is 2.6 mm. User information and design recommendations on Through Hole Reflow Technology can be found at: "Downloads"

Product Features

- Plug-in direction parallel to the PCB
- Low-profile THR double-level pin strips with compact pitches of 3.5 mm and 3.81 mm
- Use in SMT reflow processes
- Without offset levels, for flush installation on the front of devices



Key Commercial Data

Packing unit	1 pc
Minimum order quantity	50 pc
Weight per Piece (excluding packing)	8.74 g
Custom tariff number	85366990
Country of origin	Bulgaria

Technical data

Dimensions

Length	13.3 mm
Pitch	3.50 mm
Dimension a	38.5 mm
Constructional height	16 mm
Height	15.2 mm
Length of the solder pin	2.6 mm
Pin dimensions	0,8 x 0,8 mm

Base strip - MCDN 1,5/12-G1-3,5 P26THR - 1953813

Technical data

Dimensions

Pin spacing	3.50 mm
Hole diameter	1.4 mm

General

Range of articles	MCDN 1,5/...-G1-THR
Insulating material group	IIIa
Rated surge voltage (III/3)	2.5 kV
Rated surge voltage (III/2)	2.5 kV
Rated surge voltage (II/2)	2.5 kV
Rated voltage (III/3)	160 V
Rated voltage (III/2)	160 V
Rated voltage (II/2)	250 V
Connection in acc. with standard	EN-VDE
Nominal current I _N	8 A
Maximum load current	8 A (per position)
Insulating material	LCP
Flammability rating according to UL 94	V0
Color	black
Number of positions	12

Standards and Regulations

Connection in acc. with standard	EN-VDE
	CUL
Flammability rating according to UL 94	V0

Classifications

eCl@ss

eCl@ss 4.0	272607xx
eCl@ss 4.1	27260701
eCl@ss 5.0	27260701
eCl@ss 5.1	27260701
eCl@ss 6.0	27260704
eCl@ss 7.0	27440402
eCl@ss 8.0	27440402
eCl@ss 9.0	27440402

Base strip - MCDN 1,5/12-G1-3,5 P26THR - 1953813

Classifications

ETIM

ETIM 3.0	EC001121
ETIM 4.0	EC002637
ETIM 5.0	EC002637

UNSPSC

UNSPSC 6.01	30211810
UNSPSC 7.0901	39121409
UNSPSC 11	39121409
UNSPSC 12.01	39121409
UNSPSC 13.2	39121409

Approvals

Approvals


Approvals

VDE Gutachten mit Fertigungsüberwachung / EAC / cULus Recognized / IECEE CB Scheme / EAC

Ex Approvals

Approvals submitted

Approval details

VDE Gutachten mit Fertigungsüberwachung 	
Nominal current I _N	8 A
Nominal voltage U _N	160 V

EAC

Base strip - MCDN 1,5/12-G1-3,5 P26THR - 1953813

Approvals

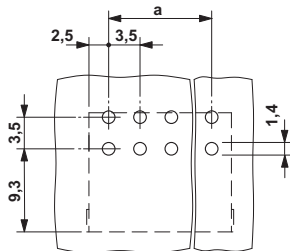
cULus Recognized		
	B	D
Nominal current I _N	8 A	8 A
Nominal voltage U _N	150 V	150 V

IECEE CB Scheme	
Nominal current I _N	8 A
Nominal voltage U _N	160 V

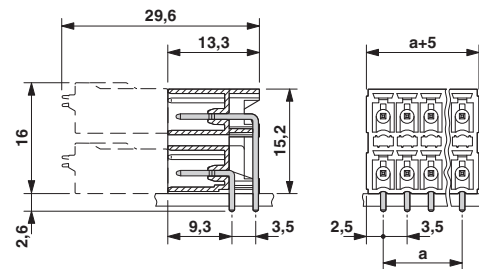
EAC

Drawings

Drilling diagram



Dimensional drawing



*) ≤ 8-pos. = 1.3 / > 8-pos. = 1.4