

SLEH 5.08/2 LI12.5 2.4 SN BL BX

Weidmüller Interface GmbH & Co. KG

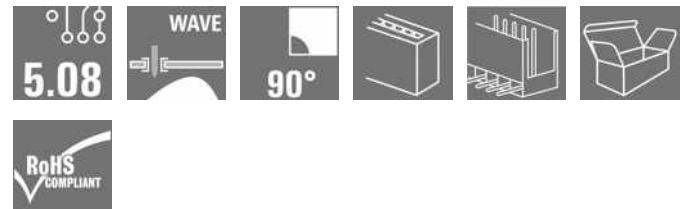
Klingenbergstraße 26

D-32758 Detmold

Germany

www.weidmueller.com

Product image



Originally designed for electronics housings, the SLEH male connector family is also universally suitable for use as an interface to the female plugs. The males, which are bent twice, ensure special orientation of the male header on the PCB: it is seated certically on the PCB. The solder pin length is also optimised for wave soldering applications.

General ordering data

Version	PCB plug-in connector, male header, THT solder connection, 5.08 mm, Number of poles: 2, 180°, Solder pin length (l): 2.4 mm, tinned, blue, Box
Order No.	1934240000
Type	SLEH 5.08/2 LI12.5 2.4 SN BL BX
GTIN (EAN)	4032248590605
Qty.	100 pc(s).
Product data	IEC: 400 V / 16 A UL: 300 V / 12.5 A
Packaging	Box
Available until	2014-05-20

Creation date April 7, 2023 1:36:07 PM CEST

SLEH 5.08/2 LI12.5 2.4 SN BL BX
Weidmüller Interface GmbH & Co. KG

Klingenbergstraße 26

D-32758 Detmold

Germany

www.weidmueller.com

Technical data
Dimensions and weights

Net weight	1.08 g
------------	--------

Temperatures

Operating temperature, min.	-50 °C	Operating temperature, max.	100 °C
-----------------------------	--------	-----------------------------	--------

System specifications

Product family	OMNIMATE Signal - series BL/SL 5.08	Type of connection	Board connection
Mounting onto the PCB	THT solder connection	Pitch in mm (P)	5.08 mm
Pitch in inches (P)	0.2 inch	Outgoing elbow	180°
Number of poles	2	Number of solder pins per pole	1
Solder pin length (l)	2.4 mm	Solder pin length tolerance	+0.1 / -0.3 mm
Solder pin dimensions	d = 1.2 mm	Solder pin dimensions = d tolerance	0 / -0,03 mm
Solder eyelet hole diameter (D)	1.3 mm	Solder eyelet hole diameter tolerance (D)	+ 0,1 mm
Outside diameter of solder pad	1.7 mm	L1 in mm	5.08 mm
L1 in inches	0.2 inch	Number of rows	1
Pin series quantity	1	Protection degree	IP20
Volume resistance	≤5 mΩ	Can be coded	Yes
Plugging force/pole, max.	10.5 N	Pulling force/pole, max.	7.5 N

Material data

Insulating material	PA	Colour	blue
Colour chart (similar)	RAL 5012	Contact material	Copper alloy
Contact surface	tinned	Coating	4-6 μm SN
Storage temperature, min.	-40 °C	Storage temperature, max.	70 °C
Operating temperature, min.	-50 °C	Operating temperature, max.	100 °C
Temperature range, installation, min.	-25 °C	Temperature range, installation, max.	100 °C

Rated data acc. to IEC

tested acc. to standard	IEC 60664-1, IEC 61984	Rated current, min. number of poles (Tu=20°C)	16 A
Rated current, min. number of poles (Tu=40°C)	13 A	Rated voltage for surge voltage class / pollution degree II/2	400 V
Rated voltage for surge voltage class / pollution degree III/2	320 V	Rated voltage for surge voltage class / pollution degree III/3	250 V
Rated impulse voltage for surge voltage class/ pollution degree II/2	4 kV	Rated impulse voltage for surge voltage class/ pollution degree III/2	4 kV
Rated impulse voltage for surge voltage class/ contamination degree III/3	4 kV		

Rated data acc. to CSA

Rated voltage (Use group B / CSA)	300 V	Rated voltage (Use group D / CSA)	300 V
Rated current (Use group B / CSA)	12.5 A	Rated current (Use group D / CSA)	10 A

SLEH 5.08/2 LI12.5 2.4 SN BL BX**Weidmüller Interface GmbH & Co. KG**

Klingenbergstraße 26

D-32758 Detmold

Germany

www.weidmueller.com

Technical data**Rated data acc. to UL 1059**

Institute (cURus)



Certificate No. (cURus)

E60693

Rated voltage (Use group B / UL 1059) 300 V

Rated voltage (Use group D / UL 1059) 300 V

Rated current (Use group B / UL 1059) 12.5 A

Rated current (Use group D / UL 1059) 10 A

Reference to approval values

Specifications are maximum values, details - see approval certificate.

Packing

Packaging	Box	VPE length	35 mm
VPE width	85 mm	VPE height	125 mm

Classifications

ETIM 6.0	EC002637	ETIM 7.0	EC002637
ETIM 8.0	EC002637	ECLASS 9.0	27-44-04-02
ECLASS 9.1	27-44-04-02	ECLASS 10.0	27-44-04-02
ECLASS 11.0	27-46-02-01	ECLASS 12.0	27-46-02-01

Important note

IPC conformity

Conformity: The products are developed, manufactured and delivered according international recognized standards and norms and comply with the assured properties in the data sheet resp. fulfill decorative properties in accordance with IPC-A-610 "Class 2". Further claims on the products can be evaluated on request.

Notes

- Long term storage of the product with average temperature of 50 °C and average humidity 70%, 36 months

Approvals

Approvals



ROHS Conform

UL File Number Search UL Website

Certificate No. (cURus) E60693

Downloads

Catalogues	Catalogues in PDF-format
Brochures	FL ANALO.SIGN.CONV. EN MB DEVICE MANUF. EN FL MACHINE SAFETY EN FL 72H SAMPLE SER EN PO OMNIMATE EN

Data sheet

SLEH 5.08/2 LI12.5 2.4 SN BL BX

Weidmüller Interface GmbH & Co. KG
Klingenbergstraße 26
D-32758 Detmold
Germany

www.weidmueller.com

Drawings

Product image

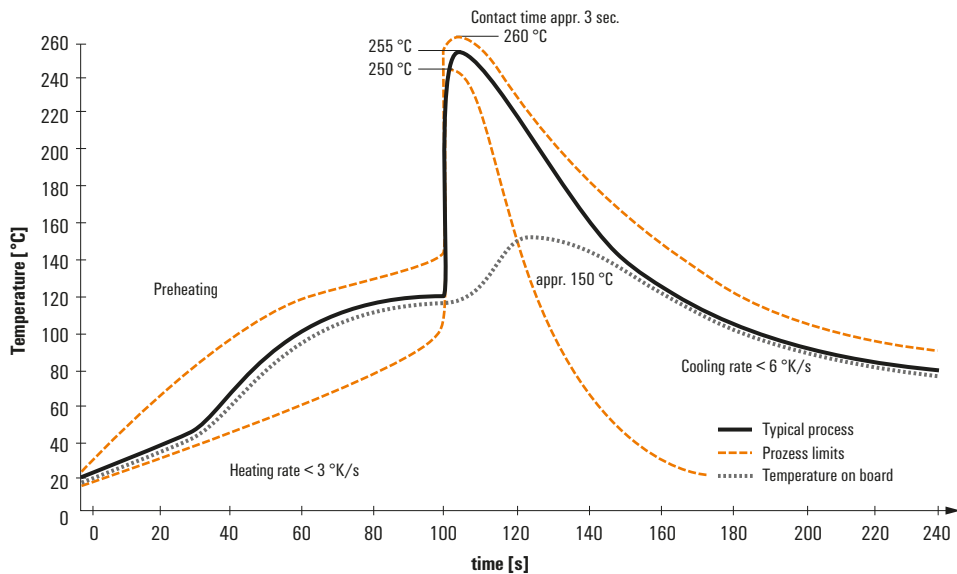


Similar to illustration

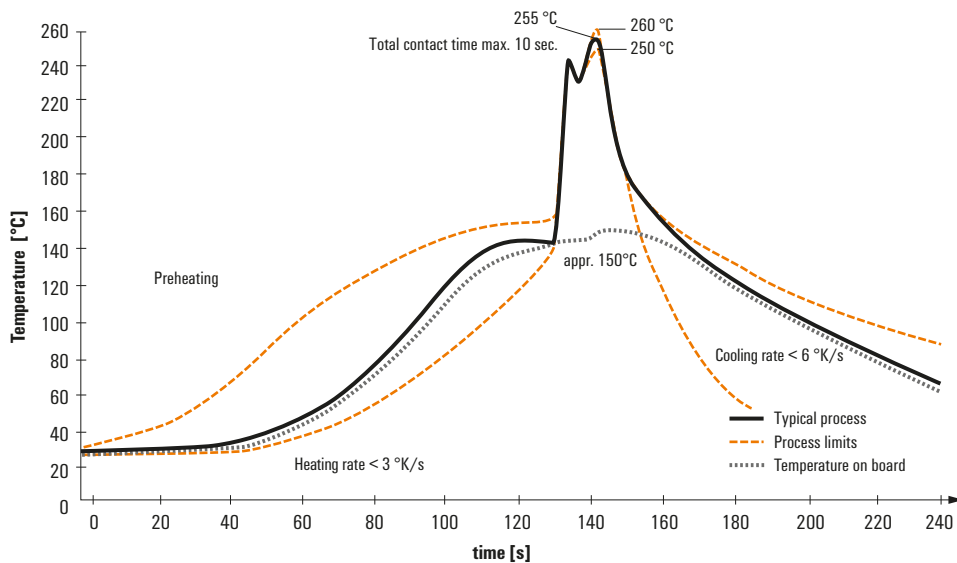
Recommended wave soldering profiles

Weidmüller Interface GmbH & Co. KG
 Klingenbergstraße 16
 D-32758 Detmold
 Germany
 Fon: +49 5231 14-0
 Fax: +49 5231 14-292083
 www.weidmueller.com

Single Wave:



Double Wave:



Wave soldering profiles

Wired connection elements should be processed in accordance with the DIN EN 61760-1 standard. We have included two recommendations for practical wave soldering profiles, with which Weidmüller PCB terminals and connectors are qualified.

When choosing a suitable profile for your application, the following factors also need to be considered:

- PCB thickness
- Proportion of Cu in the layers
- Single/double-sided assembly
- Product range
- Heating and cooling rates

The single and double wave profiles each indicate the recommended operating range, including the maximum soldering temperature of 260°C. In practice, the maximum soldering temperature is quite often well below the above maximum profile.