

Printed-circuit board connector - FKC 2,5/ 5-ST-5,08-RF - 1925728

Please be informed that the data shown in this PDF Document is generated from our Online Catalog. Please find the complete data in the user's documentation. Our General Terms of Use for Downloads are valid (<http://phoenixcontact.com/download>)

PCB connector, nominal current: 12 A, number of positions: 5, pitch: 5.08 mm, connection method: Push-in spring connection, color: green, contact surface: Tin, Article with self-locking flange



The figure shows a 10-position version of the product

Your advantages

- ✓ Time saving push-in connection, tools not required
- ✓ Intuitive use through colour coded actuation lever
- ✓ Quick and convenient testing using integrated test option
- ✓ Can be combined with the MSTB 2,5 range
- ✓ Intuitive locking mechanism prevents accidental disconnection



Key Commercial Data

Packing unit	1 pc
GTIN	 4 017918 819781
GTIN	4017918819781
Weight per Piece (excluding packing)	10.140 g
Custom tariff number	85366990
Country of origin	Germany

Technical data

Dimensions

Length [l]	25.73 mm
Width [w]	38.82 mm
Height [h]	15 mm
Pitch	5.08 mm

Printed-circuit board connector - FKC 2,5/ 5-ST-5,08-RF - 1925728

Technical data

Dimensions

Dimension a	20.32 mm
-------------	----------

General

Range of articles	FKC 2,5/...-ST-RF
Number of positions	5
Connection method	Push-in spring connection
Insulating material group	I
Rated surge voltage (III/3)	4 kV
Rated surge voltage (III/2)	4 kV
Rated surge voltage (II/2)	4 kV
Rated voltage (III/3)	320 V
Rated voltage (III/2)	320 V
Rated voltage (II/2)	630 V
Connection in acc. with standard	EN-VDE
Nominal current I_N	12 A
Nominal cross section	2.5 mm ²
Maximum load current	12 A
Insulating material	PA
Flammability rating according to UL 94	V0
Internal cylindrical gage	A2
Stripping length	10 mm

Connection data

Conductor cross section solid min.	0.2 mm ²
Conductor cross section solid max.	2.5 mm ²
Conductor cross section flexible min.	0.2 mm ²
Conductor cross section flexible max.	2.5 mm ²
Conductor cross section flexible, with ferrule without plastic sleeve min.	0.25 mm ²
Conductor cross section flexible, with ferrule without plastic sleeve max.	2.5 mm ²
Conductor cross section flexible, with ferrule with plastic sleeve min.	0.25 mm ²
Conductor cross section flexible, with ferrule with plastic sleeve max.	2.5 mm ²
Conductor cross section AWG min.	24
Conductor cross section AWG max.	12
2 conductors with same cross section, stranded, TWIN ferrules with plastic sleeve, min.	0.5 mm ²
2 conductors with same cross section, stranded, TWIN ferrules with plastic sleeve, max.	1.5 mm ²
Minimum AWG according to UL/CUL	26
Maximum AWG according to UL/CUL	12

Printed-circuit board connector - FKC 2,5/ 5-ST-5,08-RF - 1925728

Technical data

General information

Note	In accordance with IEC 61984, COMBICON connectors have no switching power (COC). During designated use, they must not be plugged in or disconnected when carrying voltage or under load.
------	--

Standards and Regulations

Connection in acc. with standard	EN-VDE
	CUL
Flammability rating according to UL 94	V0

Environmental Product Compliance

China RoHS	Environmentally friendly use period: unlimited = EFUP-e
	No hazardous substances above threshold values

Classifications

eCl@ss

eCl@ss 4.0	272607xx
eCl@ss 4.1	27260701
eCl@ss 5.0	27260701
eCl@ss 5.1	27260700
eCl@ss 6.0	27260700
eCl@ss 7.0	27440309
eCl@ss 8.0	27440309
eCl@ss 9.0	27440309

ETIM

ETIM 3.0	EC001121
ETIM 4.0	EC002638
ETIM 5.0	EC002638
ETIM 6.0	EC002638
ETIM 7.0	EC002638

UNSPSC

UNSPSC 6.01	30211810
UNSPSC 7.0901	39121409
UNSPSC 11	39121409
UNSPSC 12.01	39121409
UNSPSC 13.2	39121409

Printed-circuit board connector - FKC 2,5/ 5-ST-5,08-RF - 1925728

Approvals


Approvals


Approvals

IECEE CB Scheme / VDE Gutachten mit Fertigungsüberwachung / EAC / cULus Recognized


Ex Approvals

Approval details

IECEE CB Scheme		http://www.iecee.org/	DE1-60988-B1B2
Nominal voltage UN	250 V		
Nominal current IN	12 A		
mm ² /AWG/kcmil	0.2-2.5		

VDE Gutachten mit Fertigungsüberwachung		http://www2.vde.com/de/Institut/Online-Service/VDE-gepruefteProdukte/Seiten/Online-Suche.aspx	40004701
Nominal voltage UN	250 V		
Nominal current IN	12 A		
mm ² /AWG/kcmil	0.2-2.5		

EAC		B.01742
-----	---	---------

cULus Recognized		http://database.ul.com/cgi-bin/XYV/template/LISEXT/1FRAME/index.htm	E60425-19931011
	B	D	
Nominal voltage UN	300 V	300 V	
Nominal current IN	10 A	10 A	
mm ² /AWG/kcmil	26-12	26-12	

Printed-circuit board connector - FKC 2,5/ 5-ST-5,08-RF - 1925728

Accessories

Accessories

Coding element

Coding profile - CP-MSTB - 1734634

Coding profile, is inserted into the slot on the plug or inverted header, red insulating material



Coding section - CR-MSTB - 1734401

Coding section, inserted into the recess in the header or the inverted plug, red insulating material



Crimping tool

Crimping pliers - CRIMPFOX 6 - 1212034



Crimping pliers, for ferrules without insulating collar according to DIN 46228 Part 1 and ferrules with insulating collar according to DIN 46228 Part 4, 0.25 mm² ... 6.0 mm², lateral entry, trapezoidal crimp

Labeled terminal marker

Marker card - SK 5,08/3,8:FORTL.ZAHLEN - 0804293



Marker card, Card, white, labeled, Horizontal: consecutive numbers 1 ... 10, 11 ... 20, etc. up to 91 ... (99)100, mounting type: adhesive, for terminal block width: 5.08 mm, lettering field size: 5.08 x 3.8 mm

Screwdriver tools

Printed-circuit board connector - FKC 2,5/ 5-ST-5,08-RF - 1925728

Accessories

Screwdriver - SZS 0,6X3,5 - 1205053



Actuation tool, for ST terminal blocks, insulated, also suitable for use as a bladed screwdriver, size: 0.6 x 3.5 x 100 mm, 2-component grip, with non-slip grip

Strain relief

Strain relief - STZ 4-FKC-5,08 - 1876877



Strain relief for snapping into the latching chambers of the plugs, 4-pos.

Test plug terminal block

Reducing plug - RPS - 0201647



Reducing plug, color: gray

Additional products

Printed-circuit board connector - CCA 2,5/ 5-G-5,08 RNP26THR - 1955196



PCB headers, nominal current: 12 A, number of positions: 5, pitch: 5.08 mm, color: black, contact surface: Tin, mounting: THR soldering, Article with self-locking flange; user information and design recommendations on through-hole reflow technology can be found at: "Downloads"

Printed-circuit board connector - FKC 2,5/ 5-ST-5,08-RF - 1925728

Accessories

Printed-circuit board connector - CCVA 2,5/ 5-G-5,08 RNP26THR - 1956111

PCB headers, nominal current: 12 A, number of positions: 5, pitch: 5.08 mm, color: black, contact surface: Tin, mounting: THR soldering, Article with self-locking flange; user information and design recommendations on through-hole reflow technology can be found at: "Downloads"



Printed-circuit board connector - CCA 2,5/ 5-G-5,08 RNP26THRR56 - 1955303

PCB headers, nominal current: 12 A, number of positions: 5, pitch: 5.08 mm, color: black, contact surface: Tin, mounting: THR soldering, Article with self-locking flange; user information and design recommendations on through-hole reflow technology can be found at: "Downloads"



Printed-circuit board connector - CCVA 2,5/ 5-G-5,08RNP26THRR56 - 1956221

PCB headers, nominal current: 12 A, number of positions: 5, pitch: 5.08 mm, color: black, contact surface: Tin, mounting: THR soldering, Article with self-locking flange; user information and design recommendations on through-hole reflow technology can be found at: "Downloads"



Feed-through header - MSTBA 2,5/ 5-G-5,08-RN - 1926044

PCB headers, nominal current: 12 A, number of positions: 5, pitch: 5.08 mm, color: green, contact surface: Tin, mounting: Wave soldering, Article with engagement nose



Printed-circuit board connector - MSTBVA 2,5/ 5-G-5,08-RN - 1936047

PCB headers, nominal current: 12 A, number of positions: 5, pitch: 5.08 mm, color: green, contact surface: Tin, mounting: Wave soldering, Article with engagement nose



Printed-circuit board connector - FKC 2,5/ 5-ST-5,08-RF - 1925728

Accessories

Printed-circuit board connector - ICC 2,5/ 5-STZ-5,08 - 1823875



PCB connector, nominal current: 12 A, number of positions: 5, pitch: 5.08 mm, connection method: Crimp connection, color: green, Corresponding male crimp contacts with current [A] and conductor cross section range [mm²] data: 10A/ICC-MT 0,5-1,0 (3190577); 10A/ICC-MT 0,5-1,0 BA (3190603); 12A/ICC-MT 1,5-2,5 (3190580); 12A/ICC-MT 1,5-2,5 BA (3190593). BA = Bandkontakte

Printed-circuit board connector - FKIC 2,5/ 5-ST-5,08-RN - 1925896



PCB connector, nominal current: 12 A, number of positions: 5, pitch: 5.08 mm, connection method: Push-in spring connection, color: green, contact surface: Tin, Article with engagement nose

Printed-circuit board connector - FKICS 2,5/ 5-STD-5,08-RN - 1808750



PCB connector, nominal current: 12 A, number of positions: 5, pitch: 5.08 mm, connection method: Push-in spring connection, color: green, contact surface: Tin