

## Base strip - MSTBV 2,5 HC/ 4-GF - 1924431

Please be informed that the data shown in this PDF Document is generated from our Online Catalog. Please find the complete data in the user's documentation. Our General Terms of Use for Downloads are valid (<http://phoenixcontact.com/download>)

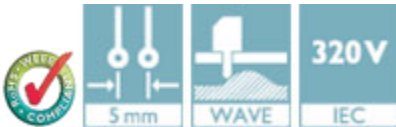
Header, Nominal current: 16 A, Rated voltage (III/2): 320 V, Number of positions: 4, Pitch: 5 mm, Color: green, Contact surface: Tin, Mounting: Wave soldering



The figure shows a 10-position version of the product

### Product Features

- 16 A (HC) headers in horizontal and vertical (MSTBV) versions
- Lateral HC marking („High Current“)
- Vibration-resistant connection by means of threaded flange (-GF)
- Coding sections (CR) as protection against mismatching
- Lateral mismatching prevented by side panels



### Key Commercial Data

Packing unit	1 pc
Minimum order quantity	50 pc
Weight per Piece (excluding packing)	2.87 g
Custom tariff number	85366990
Country of origin	Germany

### Technical data

#### Dimensions

Length	8.6 mm
Pitch	5.00 mm
Dimension a	15 mm
Constructional height	12 mm
Length of the solder pin	3.9 mm
Pin dimensions	1 x 1 mm

## Base strip - MSTBV 2,5 HC/ 4-GF - 1924431

### Technical data

#### Dimensions

Pin spacing	5.00 mm
Hole diameter	1.4 mm

#### General

Range of articles	MSTBV 2,5 HC/...-GF
Insulating material group	I
Rated surge voltage (III/3)	4 kV
Rated surge voltage (III/2)	4 kV
Rated surge voltage (II/2)	4 kV
Rated voltage (III/3)	250 V
Rated voltage (III/2)	320 V
Rated voltage (II/2)	400 V
Connection in acc. with standard	EN-VDE
Nominal current I <sub>N</sub>	16 A (see derating curve)
Maximum load current	16 A
Insulating material	PA
Flammability rating according to UL 94	V0
Color	green
Number of positions	4

#### Standards and Regulations

Connection in acc. with standard	EN-VDE
	CUL
Flammability rating according to UL 94	V0

### Classifications

#### eCl@ss

eCl@ss 4.0	272607xx
eCl@ss 4.1	27260701
eCl@ss 5.0	27260701
eCl@ss 5.1	27260701
eCl@ss 6.0	27260704
eCl@ss 7.0	27440402
eCl@ss 8.0	27440402
eCl@ss 9.0	27440402

# Base strip - MSTBV 2,5 HC/ 4-GF - 1924431

## Classifications

### ETIM

ETIM 3.0	EC001121
ETIM 4.0	EC002637
ETIM 5.0	EC002637

### UNSPSC

UNSPSC 6.01	30211810
UNSPSC 7.0901	39121409
UNSPSC 11	39121409
UNSPSC 12.01	39121409
UNSPSC 13.2	39121409

## Approvals

### Approvals


#### Approvals


VDE Gutachten mit Fertigungsüberwachung / IECEx CB Scheme / EAC / cULus Recognized / EAC

#### Ex Approvals

#### Approvals submitted

### Approval details

VDE Gutachten mit Fertigungsüberwachung 	
Nominal current IN	16 A
Nominal voltage UN	250 V

IECEE CB Scheme 	
Nominal current IN	16 A

# Base strip - MSTBV 2,5 HC/ 4-GF - 1924431

## Approvals

Nominal voltage UN	250 V
--------------------	-------

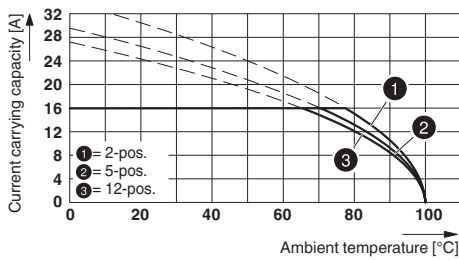
EAC
-----

cULus Recognized		
	B	D
Nominal current I <sub>N</sub>	16 A	10 A
Nominal voltage UN	300 V	300 V

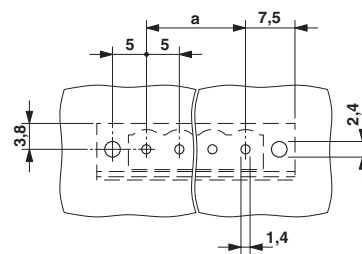
EAC
-----

## Drawings

Diagram

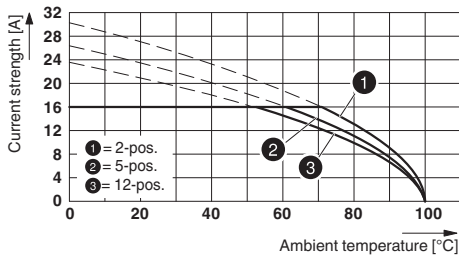


Drilling diagram



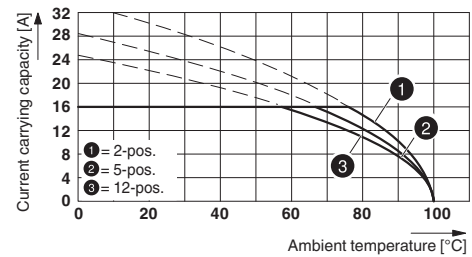
Type: MSTB 2,5 HC/...-STF with MSTBV 2,5 HC/...-GF

Diagram



Type: FK2 2,5 HC/...-STF with MSTBV 2,5 HC/...-GF

Diagram



Type: MVSTBR 2,5 HC/...-STF with MSTBV 2,5 HC/...-GF

## Base strip - MSTBV 2,5 HC/ 4-GF - 1924431

Dimensional drawing

