


## PCB terminal block - FK-MPT 0,5/ 2-3,5 - 1891069

Please be informed that the data shown in this PDF Document is generated from our Online Catalog. Please find the complete data in the user's documentation. Our General Terms of Use for Downloads are valid (<http://phoenixcontact.com/download>)

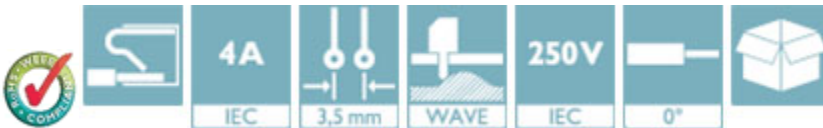
PCB terminal block, Nominal current: 4 A, Nom. voltage: 250 V, Pitch: 3.5 mm, Number of positions: 2, Connection method: Push-in spring connection, Mounting: Wave soldering, Conductor/PCB connection direction: 90 °, Color: green



The figure shows a 10-position version of the product

### Product Features

- Time saving push-in connection, tools not required
- Defined contact force ensures that contact remains stable over the long term
- Intuitive use through colour coded actuation lever
- Potentials can be easily looped through – ideal for BUS applications
- Small component size for applications where space is at a premium
- Vertical connection enables multi-row arrangement on the PCB



### Key Commercial Data

|                                      |          |
|--------------------------------------|----------|
| Packing unit                         | 1 pc     |
| Minimum order quantity               | 50 pc    |
| Weight per Piece (excluding packing) | 0.9 g    |
| Custom tariff number                 | 85369010 |
| Country of origin                    | Germany  |

### Technical data

#### Dimensions

|                       |         |
|-----------------------|---------|
| Length                | 7 mm    |
| Pitch                 | 3.50 mm |
| Dimension a           | 3.5 mm  |
| Width                 | 7.5 mm  |
| Constructional height | 12.4 mm |

# PCB terminal block - FK-MPT 0,5/ 2-3,5 - 1891069

## Technical data

### Dimensions

|                          |              |
|--------------------------|--------------|
| Height                   | 15.9 mm      |
| Length of the solder pin | 3.5 mm       |
| Pin dimensions           | 0,4 x 0,9 mm |
| Hole diameter            | 1 mm         |

### General

|  |  |
|--|--|
| Range of articles                      | FK-MPT 0,5/..-V  |
| Insulating material group              | IIIa   |
| Rated surge voltage (III/3)            | 2.5 kV   |
| Rated surge voltage (III/2)            | 2.5 kV   |
| Rated surge voltage (II/2)             | 2.5 kV   |
| Rated voltage (III/3)                  | 160 V  |
| Rated voltage (III/2)                  | 250 V  |
| Rated voltage (II/2)                   | 250 V  |
| Connection in acc. with standard       | EN-VDE   |
| Nominal current $I_N$                  | 4 A  |
| Nominal cross section                  | 0.5 mm <sup>2</sup>                                    |
| Maximum load current                   | 4 A (with 0.5 mm <sup>2</sup> conductor cross section) |
| Insulating material                    | PBT  |
| Solder pin surface                     | Sn   |
| Flammability rating according to UL 94 | V0   |
| Stripping length                       | 6.5 mm   |
| Number of positions                    | 2  |

### Connection data

|                                    |                      |
|------------------------------------|----------------------|
| Conductor cross section solid min. | 0.12 mm <sup>2</sup> |
| Conductor cross section solid max. | 0.5 mm <sup>2</sup>  |
| Conductor cross section AWG min.   | 26                   |
| Conductor cross section AWG max.   | 20                   |

### Standards and Regulations

|  |        |
|--|--------|
| Connection in acc. with standard       | EN-VDE |
|  | CUL    |
| Flammability rating according to UL 94 | V0     |

## Classifications

eCl@ss

|            |          |
|------------|----------|
| eCl@ss 4.0 | 272607xx |
|------------|----------|

# PCB terminal block - FK-MPT 0,5/ 2-3,5 - 1891069

## Classifications

### eCl@ss

|            |          |
|------------|----------|
| eCl@ss 4.1 | 27141109 |
| eCl@ss 5.0 | 27141190 |
| eCl@ss 5.1 | 27141190 |
| eCl@ss 6.0 | 27261101 |
| eCl@ss 7.0 | 27440401 |
| eCl@ss 8.0 | 27440401 |
| eCl@ss 9.0 | 27440401 |

### ETIM

|          |          |
|----------|----------|
| ETIM 3.0 | EC001121 |
| ETIM 4.0 | EC002643 |
| ETIM 5.0 | EC002643 |

### UNSPSC

|               |          |
|---------------|----------|
| UNSPSC 6.01   | 30211801 |
| UNSPSC 7.0901 | 39121432 |
| UNSPSC 11     | 34131203 |
| UNSPSC 12.01  | 39121432 |
| UNSPSC 13.2   | 39121432 |

## Approvals

### Approvals

---

#### Approvals

UL Recognized / SEV / cUL Recognized / EAC / CCA / EAC / cULus Recognized

---

#### Ex Approvals

---


#### Approvals submitted

---


#### Approval details

# PCB terminal block - FK-MPT 0,5/ 2-3,5 - 1891069

## Approvals

|   |       |       |
|---|-------|-------|
| UL Recognized  |       |       |
|   | B     | D     |
| mm <sup>2</sup> /AWG/kcmil  | 28-20 | 28-20 |
| Nominal current I <sub>N</sub>  | 4 A   | 4 A   |
| Nominal voltage U <sub>N</sub>  | 300 V | 300 V |


|                                |       |
|--------------------------------|-------|
| SEV                            |       |
| mm <sup>2</sup> /AWG/kcmil     | 0.5   |
| Nominal current I <sub>N</sub> | 3 A   |
| Nominal voltage U <sub>N</sub> | 160 V |

|  |       |       |
|--|-------|-------|
| cUL Recognized  |       |       |
|  | B     | D     |
| mm <sup>2</sup> /AWG/kcmil   | 28-20 | 28-20 |
| Nominal current I <sub>N</sub>   | 4 A   | 4 A   |
| Nominal voltage U <sub>N</sub>   | 300 V | 300 V |

|     |
|-----|
| EAC |
|-----|

|                                |       |
|--------------------------------|-------|
| CCA                            |       |
| mm <sup>2</sup> /AWG/kcmil     | 0.5   |
| Nominal current I <sub>N</sub> | 3 A   |
| Nominal voltage U <sub>N</sub> | 160 V |

|     |
|-----|
| EAC |
|-----|

|   |  |  |
|---|--|--|
| cULus Recognized  US |  |  |
|---|--|--|

## Drawings

