



ENGLISH

Datasheet

Stock No. 1864622

RS PRO USB Rechargeable Sensor Headlight

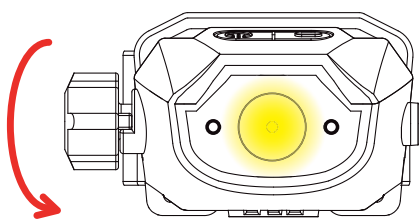
 **450**
LUMENS

LIGHT BY
CREE
LEDs

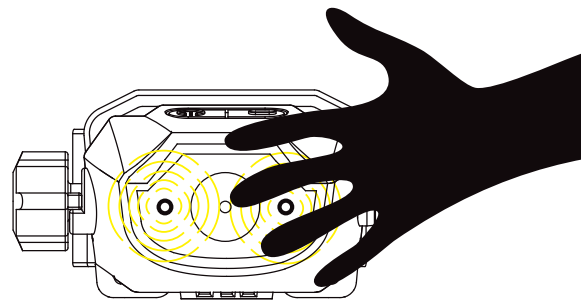
 Sensor
Mode

 **45°** Rotating
Head Angle

 USB Charging
Cable Inc.









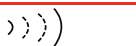
Twist Zoom Function



Sensor Operation

Technical Data

450 Lumen white Cree LED
Sensor mode for hands-free operation
Easy twist flood-to-spot Zoom feature
Rear battery pack with independent blue LED
45° Rotating Head
Adjustable headbands
LED Colour Temperature 6500k
IPX5 water resistant

MODE			
HIGH 	450 lm	100 m	2 hrs
MID 	225 lm	60 m	6 hrs
LOW 	15 lm	17 m	56 hrs
SOS 	--	--	16 hrs

Product Size: headlight - 64 x 37 x 32mm, battery pack 82 x 26 x 33mm

Product Weight: 166g

Battery: High quality 3.7v 2000mAh 18650 Li-ion battery

Charger: Micro-USB cable (Included)

Charging time: approx 3 hours (turn product off when charging)

LED charging indicator: (on battery pack) blue flashing = charging / constant blue light = fully charged

Battery level indicator: blue light = >30% power / blue flashing = <30% power

Operation

Main Button - main button - High > Mid > Low > Off.

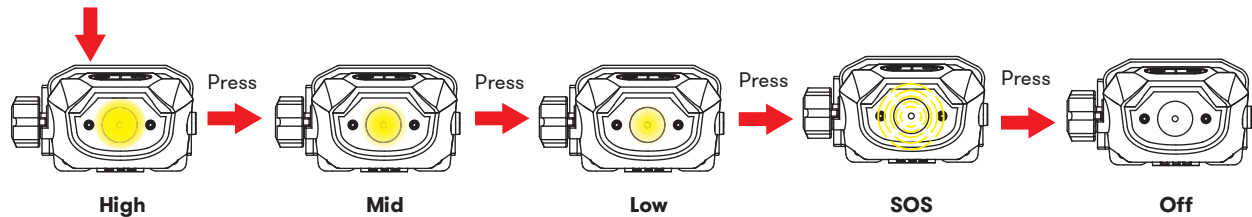
Red Button - sensor mode - High.

Twist Switch - will zoom the beam - Flood-to-Spot.

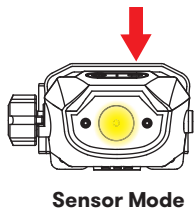
Off - if left in any mode for more than 3 seconds, the next press will turn off. Or cycling through the modes will also turn off.

Battery Pack Light - press switch for blue - On > Off.

Click MAIN button

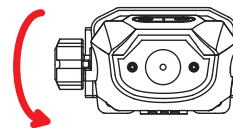


Click RED button



Wave your hand in front of the light to activate HIGH sensor mode.
(sensing distance 15cm)
Wave hand again to turn OFF.
(if no activation within 3 seconds, sensor mode will turn off to conserve battery)

Zoom Function



Twist the side knob to operate the ZOOM.

ADVICE & IMPORTANT INFORMATION!

- Do not look directly at the LED.
- Do not operate in direct sunlight or extreme temperature conditions (below -10°C or above 50°C).
- The LED will become hot when switched on; do not touch and do not place face down on any surface - risk of fire!
- Do not use the device if there is any visible damage to the housing or cable.
- Do not use the product in the immediate vicinity of flammable materials or gases.
- Children under 12 years of age should only use the product under adult supervision.
- Before cleaning the product, disconnect the charge cable. Clean with a dry or slightly moist, clean, lint-free cloth and a mild detergent if required. Do not use cleaners that contain abrasives or solvents.
- Do not open, disassemble or attempt to modify the product; this will void any warranty and can be dangerous.
- Improper use or modification is not covered under warranty.
- Ensure the lens does not come into contact with hard/sharp objects; damage to the lens may affect light output.
- To maintain rechargeable batteries, distributors should recharge the battery every 6 months and users should recharge every 3 months if not using for an extended period.
- Fully charge the product before storage.
- The rechargeable battery will reach optimum performance only after several complete charging and discharging cycles.
- Protect the battery from heat, intense sunlight, fire, water and moisture - danger of explosion!
- If the battery is damaged, fluids can leak out. AVOID contact as this can lead to skin irritation and/or burns. If skin contact happens, rinse thoroughly with water. If irritation persists, seek medical advice. Also seek immediate medical assistance if battery fluid comes into contact with the eyes.
- Do not dispose of this device in normal household waste. It must be disposed of via an authorised disposal centre or at your local waste disposal unit.
- Please recycle packaging where possible.
- Keep these instructions for future reference or for subsequent possessors.