


## Printed-circuit board connector - MCVW 1,5/ 2-STF-3,5 - 1863000

Please be informed that the data shown in this PDF Document is generated from our Online Catalog. Please find the complete data in the user's documentation. Our General Terms of Use for Downloads are valid (<http://phoenixcontact.com/download>)

PCB connector, nominal current: 8 A, rated voltage (III/2): 160 V, number of positions: 2, pitch: 3.5 mm, connection method: Screw connection with tension sleeve, color: green, contact surface: Tin




The figure shows a 10-position version of the product

### Why buy this product

- ✓ Well-known connection principle allows worldwide use
- ✓ Low temperature rise, thanks to maximum contact force
- ✓ Allows connection of two conductors
- ✓ Screwable flange for superior mechanical stability



### Key Commercial Data

Packing unit	1 STK
Minimum order quantity	50 STK
GTIN	 4 017918 120818
GTIN	4017918120818
Weight per Piece (excluding packing)	2.840 g
Custom tariff number	85366990
Country of origin	Germany

### Technical data

#### Dimensions

Length [ l ]	10.4 mm
Width [ w ]	17.4 mm
Height [ h ]	19.1 mm
Pitch	3.5 mm

# Printed-circuit board connector - MCVW 1,5/ 2-STF-3,5 - 1863000

## Technical data

### Dimensions

Dimension a	3.5 mm
-------------	--------

### General

Range of articles	MCVW 1,5/..-STF
Type of contact	Female connector
Number of positions	2
Connection method	Screw connection with tension sleeve
Insulating material group	I
Rated surge voltage (III/3)	2.5 kV
Rated surge voltage (III/2)	2.5 kV
Rated surge voltage (II/2)	2.5 kV
Rated voltage (III/3)	160 V
Rated voltage (III/2)	160 V
Rated voltage (II/2)	320 V
Connection in acc. with standard	EN-VDE
Nominal current $I_N$	8 A
Nominal cross section	1.5 mm <sup>2</sup>
Maximum load current	8 A (with 1.5 mm <sup>2</sup> conductor cross section)
Insulating material	PA
Flammability rating according to UL 94	V0
Internal cylindrical gage	A1
Stripping length	7 mm
Screw thread	M2
Tightening torque, min	0.22 Nm
Tightening torque max	0.25 Nm

### Connection data

Conductor cross section solid min.	0.14 mm <sup>2</sup>
Conductor cross section solid max.	1.5 mm <sup>2</sup>
Conductor cross section flexible min.	0.14 mm <sup>2</sup>
Conductor cross section flexible max.	1.5 mm <sup>2</sup>
Conductor cross section flexible, with ferrule without plastic sleeve min.	0.25 mm <sup>2</sup>
Conductor cross section flexible, with ferrule without plastic sleeve max.	1.5 mm <sup>2</sup>
Conductor cross section flexible, with ferrule with plastic sleeve min.	0.25 mm <sup>2</sup>
Conductor cross section flexible, with ferrule with plastic sleeve max.	0.5 mm <sup>2</sup>
Conductor cross section AWG min.	28
Conductor cross section AWG max.	16
2 conductors with same cross section, solid min.	0.08 mm <sup>2</sup>

# Printed-circuit board connector - MCVW 1,5/ 2-STF-3,5 - 1863000

## Technical data

### Connection data

2 conductors with same cross section, solid max.	0.5 mm <sup>2</sup>
2 conductors with same cross section, stranded min.	0.08 mm <sup>2</sup>
2 conductors with same cross section, stranded max.	0.75 mm <sup>2</sup>
2 conductors with same cross section, stranded, ferrules without plastic sleeve, min.	0.25 mm <sup>2</sup>
2 conductors with same cross section, stranded, ferrules without plastic sleeve, max.	0.34 mm <sup>2</sup>
2 conductors with same cross section, stranded, TWIN ferrules with plastic sleeve, min.	0.5 mm <sup>2</sup>
2 conductors with same cross section, stranded, TWIN ferrules with plastic sleeve, max.	0.5 mm <sup>2</sup>
Minimum AWG according to UL/CUL	30
Maximum AWG according to UL/CUL	14

### Standards and Regulations

Connection in acc. with standard	EN-VDE
	CUL
Flammability rating according to UL 94	V0

### Environmental Product Compliance

REACH SVHC	Lead 7439-92-1
China RoHS	Environmentally Friendly Use Period = 50
	For details about hazardous substances go to tab "Downloads", Category "Manufacturer's declaration"

## Classifications

### eCl@ss

eCl@ss 4.0	272607xx
eCl@ss 4.1	27260701
eCl@ss 5.0	27260701
eCl@ss 5.1	27260700
eCl@ss 6.0	27260700
eCl@ss 7.0	27440309
eCl@ss 8.0	27440309
eCl@ss 9.0	27440309

### ETIM

ETIM 3.0	EC001121
ETIM 4.0	EC002638

# Printed-circuit board connector - MCVW 1,5/ 2-STF-3,5 - 1863000

## Classifications

### ETIM

ETIM 5.0	EC002638
ETIM 6.0	EC002638

### UNSPSC

UNSPSC 6.01	30211810
UNSPSC 7.0901	39121409
UNSPSC 11	39121409
UNSPSC 12.01	39121409
UNSPSC 13.2	39121409

## Approvals


### Approvals


#### Approvals

VDE Gutachten mit Fertigungsüberwachung / IECEE CB Scheme / cULus Recognized / EAC

#### Ex Approvals

## Approval details

VDE Gutachten mit Fertigungsüberwachung		<a href="http://www2.vde.com/de/Institut/Online-Service/VDE-gepruefteProdukte/Seiten/Online-Suche.aspx">http://www2.vde.com/de/Institut/Online-Service/VDE-gepruefteProdukte/Seiten/Online-Suche.aspx</a>	40011723
Nominal voltage UN	160 V		
Nominal current IN	8 A		
mm <sup>2</sup> /AWG/kcmil	0.2-1.5		

IECEE CB Scheme		<a href="http://www.iecee.org/">http://www.iecee.org/</a>	DE1-60604-B1B2
Nominal voltage UN	160 V		
Nominal current IN	8 A		
mm <sup>2</sup> /AWG/kcmil	0.2-1.5		

# Printed-circuit board connector - MCVW 1,5/ 2-STF-3,5 - 1863000

## Approvals

cULus Recognized		<a href="http://database.ul.com/cgi-bin/XYV/template/LISEXT/1FRAME/index.htm">http://database.ul.com/cgi-bin/XYV/template/LISEXT/1FRAME/index.htm</a>	E60425-20110128
	D	B	
Nominal voltage UN	300 V	300 V	
Nominal current IN	8 A	8 A	
mm <sup>2</sup> /AWG/kcmil	30-14	30-14	

EAC		B.01742
-----	--	---------

## Accessories

### Accessories

#### Labeled terminal marker

Marker card - SK 3,5/2,8:FORTL.ZAHLEN - 0804073



Marker card, Card, white, labeled, Horizontal: consecutive numbers 1 - 10, 11 - 20, etc. up to 91 - 99, mounting type: adhesive, for terminal block width: 3.5 mm, lettering field size: 3.5 x 2.8 mm

#### Screwdriver tools

Screwdriver - SZS 0,4X2,5 VDE - 1205037



Screwdriver, slot-headed, VDE insulated, size: 0.4 x 2.5 x 80 mm, 2-component grip, with non-slip grip

#### Additional products

## Printed-circuit board connector - MCVW 1,5/ 2-STF-3,5 - 1863000

### Accessories

#### Printed-circuit board connector - MCV 1,5/ 2-GF-3,5 P20 THRR32 - 1780668

PCB headers, nominal current: 8 A, rated voltage (III/2): 160 V, number of positions: 2, pitch: 3.5 mm, color: black, contact surface: Tin, mounting: THR soldering, User information and design recommendations for through hole reflow technology can be found under "Downloads"



#### Printed-circuit board connector - MC 1,5/ 2-GF-3,5 P26 THR - 1789164

PCB headers, nominal current: 8 A, rated voltage (III/2): 160 V, number of positions: 2, pitch: 3.5 mm, color: black, contact surface: Tin, mounting: THR soldering



#### Printed-circuit board connector - MC 1,5/ 2-GF-3,5 P26 THRR32 - 1789177

PCB headers, nominal current: 8 A, rated voltage (III/2): 160 V, number of positions: 2, pitch: 3.5 mm, color: black, contact surface: Tin, mounting: THR soldering



#### Printed-circuit board connector - MC 1,5/ 2-GF-3,5 P20 THRR32 - 1789397

PCB headers, nominal current: 8 A, rated voltage (III/2): 160 V, number of positions: 2, pitch: 3.5 mm, color: black, contact surface: Tin, mounting: THR soldering



#### Printed-circuit board connector - MC 1,5/ 2-GF-3,5 P14 THR - 1789601

PCB headers, nominal current: 8 A, rated voltage (III/2): 160 V, number of positions: 2, pitch: 3.5 mm, color: black, contact surface: Tin, mounting: THR soldering



## Printed-circuit board connector - MCVW 1,5/ 2-STF-3,5 - 1863000

### Accessories

Printed-circuit board connector - MC 1,5/ 2-GF-3,5 P14 THRR32 - 1789614

PCB headers, nominal current: 8 A, rated voltage (III/2): 160 V, number of positions: 2, pitch: 3.5 mm, color: black, contact surface: Tin, mounting: THR soldering



Header - MCV 1,5/ 2-GF-3,5 - 1843224

PCB headers, nominal current: 8 A, rated voltage (III/2): 160 V, number of positions: 2, pitch: 3.5 mm, color: green, contact surface: Tin, mounting: Wave soldering



Header - MC 1,5/ 2-GF-3,5 - 1843790

PCB headers, nominal current: 8 A, rated voltage (III/2): 160 V, number of positions: 2, pitch: 3.5 mm, color: green, contact surface: Tin, mounting: Wave soldering



Header - EMC 1,5/ 2-GF-3,5 - 1897241

PCB headers, nominal current: 8 A, rated voltage (III/2): 160 V, number of positions: 2, pitch: 3.5 mm, color: green, contact surface: Tin, mounting: Press-in technology



Header - EMCV 1,5/ 2-GF-3,5 - 1911169

PCB headers, nominal current: 8 A, rated voltage (III/2): 160 V, number of positions: 2, pitch: 3.5 mm, color: green, contact surface: Tin, mounting: Press-in technology



## Printed-circuit board connector - MCVW 1,5/ 2-STF-3,5 - 1863000

### Accessories

#### Header - MC 1,5/ 2-GF-3,5 THT - 1937318

PCB headers, nominal current: 8 A, rated voltage (III/2): 160 V, number of positions: 2, pitch: 3.5 mm, color: black, contact surface: Tin, mounting: THR soldering, User information and design recommendations for through hole reflow technology can be found under "Downloads"



---

#### Header - MCV 1,5/ 2-GF-3,5 THT - 1937402

PCB headers, nominal current: 8 A, rated voltage (III/2): 160 V, number of positions: 2, pitch: 3.5 mm, color: black, contact surface: Tin, mounting: THR soldering, User information and design recommendations for through hole reflow technology can be found under "Downloads"



---

#### Header - MC 1,5/ 2-GF-3,5 THT-R32 - 1996867

PCB headers, nominal current: 8 A, rated voltage (III/2): 160 V, number of positions: 2, pitch: 3.5 mm, color: black, contact surface: Tin, mounting: THR soldering, User information and design recommendations for through hole reflow technology can be found under "Downloads"

