

Base strip - IMC 1,5/ 2-G-3,81 - 1862577

Please be informed that the data shown in this PDF Document is generated from our Online Catalog. Please find the complete data in the user's documentation. Our General Terms of Use for Downloads are valid (<http://phoenixcontact.com/download>)

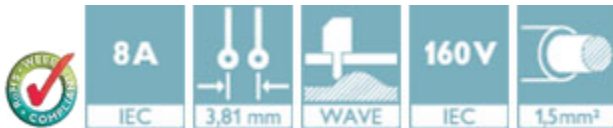
Header, Nominal current: 8 A, Rated voltage (III/2): 160 V, Number of positions: 2, Pitch: 3.81 mm, Color: green, Contact surface: Tin, Mounting: Wave soldering



The figure shows a 10-position version of the product

Product Features

- Well-known mounting principle allows worldwide use
- Inverted header with socket contacts for touch-proof device outputs or PCB/PCB connections



Key Commercial Data

Packing unit	1 pc
Minimum order quantity	50 pc
GTIN	 4 017918 133573
Weight per Piece (excluding packing)	0.85 g
Custom tariff number	85366990
Country of origin	Poland

Technical data

Dimensions

Length	14.5 mm
Pitch	3.81 mm
Dimension a	3.81 mm
Constructional height	7 mm
Height	6.85 mm
Length of the solder pin	3.4 mm

Base strip - IMC 1,5/ 2-G-3,81 - 1862577

Technical data

Dimensions

Pin dimensions	1,12 mm
Pin spacing	2.54 mm
Hole diameter	1.2 mm

General

Range of articles	IMC 1,5/..-G
Insulating material group	I
Rated surge voltage (III/3)	2.5 kV
Rated surge voltage (III/2)	2.5 kV
Rated surge voltage (II/2)	2.5 kV
Rated voltage (III/3)	160 V
Rated voltage (III/2)	160 V
Rated voltage (II/2)	320 V
Connection in acc. with standard	EN-VDE
Nominal current I _N	8 A
Maximum load current	8 A
Insulating material	PA
Flammability rating according to UL 94	V0
Color	green
Number of positions	2

Standards and Regulations

Connection in acc. with standard	EN-VDE
	CUL
Flammability rating according to UL 94	V0

Classifications

eCl@ss

eCl@ss 4.0	272607xx
eCl@ss 4.1	27260701
eCl@ss 5.0	27260701
eCl@ss 5.1	27260701
eCl@ss 6.0	27260704
eCl@ss 7.0	27440402
eCl@ss 8.0	27440402
eCl@ss 9.0	27440402

Base strip - IMC 1,5/ 2-G-3,81 - 1862577

Classifications

ETIM

ETIM 3.0	EC001121
ETIM 4.0	EC002637
ETIM 5.0	EC002637

UNSPSC

UNSPSC 6.01	30211810
UNSPSC 7.0901	39121409
UNSPSC 11	39121409
UNSPSC 12.01	39121409
UNSPSC 13.2	39121409

Approvals

Approvals


Approvals


VDE Gutachten mit Fertigungsüberwachung / IECEx CB Scheme / CCA / EAC / cULus Recognized

Ex Approvals

Approvals submitted

Approval details

VDE Gutachten mit Fertigungsüberwachung 	
Nominal current I _N	8 A
Nominal voltage U _N	160 V

IECEE CB Scheme 	
Nominal current I _N	8 A

Base strip - IMC 1,5/ 2-G-3,81 - 1862577

Approvals

Nominal voltage UN	160 V
--------------------	-------

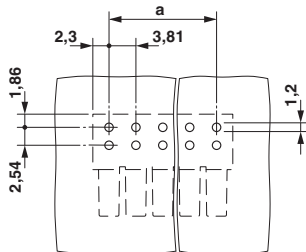
CCA	
Nominal current IN	8 A
Nominal voltage UN	160 V

EAC	
-----	--

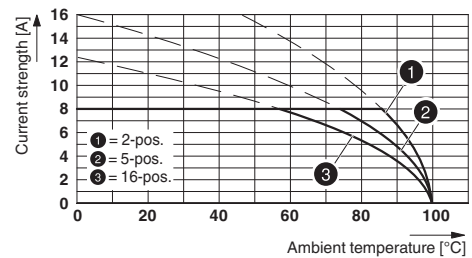
cULus Recognized		
	B	D
Nominal current IN	8 A	8 A
Nominal voltage UN	300 V	300 V

Drawings

Drilling diagram

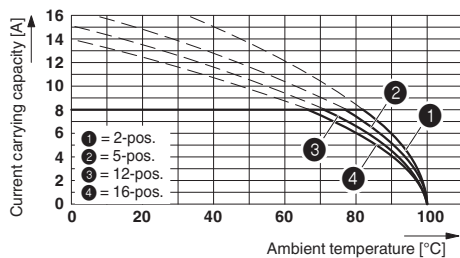


Diagram

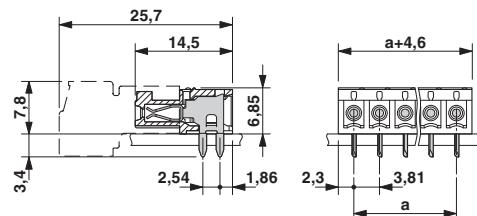


Type: IMC 1,5/...-G-3,81 with MC 1,5/...-G-3,81

Diagram



Dimensional drawing



Type: IMC 1,5/...-ST-3,81 with IMC 1,5/...-G-3,81

