




Extract from the online catalog

DFK-PC 4/ 7-GF-7,62

Order No.: 1840609

The figure shows a 5-pos. version of the product



<http://eshop.phoenixcontact.de/phoenix/treeViewClick.do?UID=1840609>

Plug component, Nominal current: 20 A, Nom. voltage: 400 V, Nom. voltage: 400 V, Pitch: 7.62 mm, Number of positions: 7, Assembly: Direct mounting

Commercial data	
EAN	4017918111755
Pack	50 pcs.
Customs tariff	85369010
Weight/Piece	0.02973 KG
Catalog page information	Page 372 (CC-2009)

Product notes

WEEE/RoHS-compliant since: 01/01/2003



<http://www.download.phoenixcontact.com>
Please note that the data given here has been taken from the online catalog. For comprehensive information and data, please refer to the user documentation. The General Terms and Conditions of Use apply to Internet downloads.

Technical data

Dimensions / positions	
Pitch	7.62 mm
Dimension a	45.72 mm
Number of positions	7
Screw thread	M3

DFK-PC 4/ 7-GF-7,62 Order No.: 1840609
http://eshop.phoenixcontact.de/phoenix/treeViewClick.do?UID=1840609

Tightening torque, min	0.5 Nm
Tightening torque max	0.6 Nm

Technical data

Insulating material group	I
Rated surge voltage (III/3)	6 kV
Rated surge voltage (III/2)	6 kV
Rated surge voltage (II/2)	6 kV
Rated voltage (III/2)	630 V
Rated voltage (II/2)	1000 V
Connection in acc. with standard	EN-VDE
Nominal current I_N	20 A
Nominal voltage U_N	400 V
Nominal cross section	4 mm ²
Maximum load current	20 A
Insulating material	PA
Inflammability class acc. to UL 94	V0
Stripping length	7 mm
Internal cylindrical gage	A4

Connection data

Conductor cross section solid min.	0.2 mm ²
Conductor cross section solid max.	4 mm ²
Conductor cross section stranded min.	0.2 mm ²
Conductor cross section stranded max.	4 mm ²
Conductor cross section stranded, with ferrule without plastic sleeve min.	0.25 mm ²
Conductor cross section stranded, with ferrule without plastic sleeve max.	4 mm ²
Conductor cross section stranded, with ferrule with plastic sleeve min.	0.25 mm ²
Conductor cross section stranded, with ferrule with plastic sleeve max.	4 mm ²
Conductor cross section AWG/kcmil min.	24
Conductor cross section AWG/kcmil max	10
2 conductors with same cross section, solid min.	0.2 mm ²
2 conductors with same cross section, solid max.	2.5 mm ²

DFK-PC 4/ 7-GF-7,62 Order No.: 1840609
http://eshop.phoenixcontact.de/phoenix/treeViewClick.do?UID=1840609

2 conductors with same cross section, stranded min.	0.2 mm ²
2 conductors with same cross section, stranded max.	2.5 mm ²
2 conductors with same cross section, stranded, ferrules without plastic sleeve, min.	0.2 mm ²
2 conductors with same cross section, stranded, ferrules without plastic sleeve, max.	1.5 mm ²
2 conductors with same cross section, stranded, TWIN ferrules with plastic sleeve, min.	0.5 mm ²
2 conductors with same cross section, stranded, TWIN ferrules with plastic sleeve, max.	2.5 mm ²

Certificates / Approvals



Certification

CSA, CUL, DNV, GL, GOST, LR, UL

CSA

Nominal voltage U_N	300 V
Nominal current I_N	20 A
AWG/kcmil	28-10

CUL

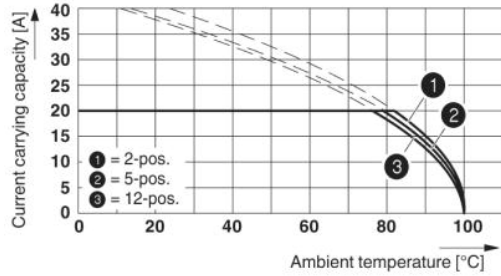
Nominal voltage U_N	600 V
Nominal current I_N	20 A
AWG/kcmil	30-10

UL

Nominal voltage U_N	600 V
Nominal current I_N	20 A
AWG/kcmil	30-10

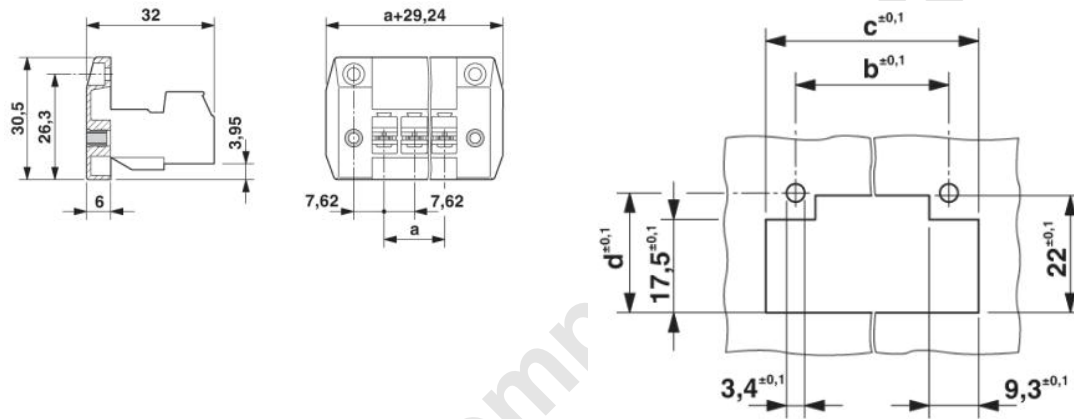
Drawings

Diagram



Derating curve for: PC 4/...-ST-7,62 with DFK-PC 4/...-GF-7,62

Dimensioned drawing



DFK-PC 4/ 7-GF-7,62 Order No.: 1840609
<http://eshop.phoenixcontact.de/phoenix/treeViewClick.do?UID=1840609>

Address

PHOENIX CONTACT GmbH & Co. KG
Flachsmarktstr. 8
32825 Blomberg, Germany
Phone +49 5235 3 00
Fax +49 5235 3 41200
<http://www.phoenixcontact.de>



© 2009 Phoenix Contact
Technical modifications reserved;

onlinecomponents.com