

## Printed-circuit board connector - GMVSTBW 2,5/ 8-ST-7,62 - 1832471

Please be informed that the data shown in this PDF Document is generated from our Online Catalog. Please find the complete data in the user's documentation. Our General Terms of Use for Downloads are valid (<http://phoenixcontact.com/download>)

Plug component, nominal current: 12 A, rated voltage (III/2): 630 V, number of positions: 8, pitch: 7.62 mm, connection method: Screw connection with tension sleeve, color: green, contact surface: Tin




The figure shows a 10-position version of the product

### Why buy this product

- ✓ Well-known connection principle allows worldwide use
- ✓ Low temperature rise, thanks to maximum contact force
- ✓ Allows connection of two conductors
- ✓ Integrated double steel spring provides additional safety in the event of temperature and power fluctuations



### Key Commercial Data

Packing unit	1 STK
GTIN	 4 017918 121860
GTIN	4017918121860
Weight per Piece (excluding packing)	20.380 g
Custom tariff number	85366990
Country of origin	Germany

### Technical data

#### Dimensions

Length [ l ]	26 mm
Width [ w ]	58.92 mm
Height [ h ]	12.52 mm
Pitch	7.62 mm
Dimension a	53.34 mm

# Printed-circuit board connector - GMVSTBW 2,5/ 8-ST-7,62 - 1832471

## Technical data

### General

Range of articles	GMVSTBW 2,5/...-ST
Type of contact	Female connector
Number of positions	8
Connection method	Screw connection with tension sleeve
Insulating material group	I
Rated surge voltage (III/3)	6 kV
Rated surge voltage (III/2)	6 kV
Rated surge voltage (II/2)	6 kV
Rated voltage (III/3)	500 V
Rated voltage (III/2)	630 V
Rated voltage (II/2)	1000 V
Connection in acc. with standard	EN-VDE
Nominal current $I_N$	12 A
Nominal cross section	2.5 mm <sup>2</sup>
Maximum load current	12 A
Insulating material	PA
Flammability rating according to UL 94	V0
Internal cylindrical gage	A3
Stripping length	7 mm
Screw thread	M3
Tightening torque, min	0.5 Nm
Tightening torque max	0.6 Nm

### Connection data

Conductor cross section solid min.	0.2 mm <sup>2</sup>
Conductor cross section solid max.	2.5 mm <sup>2</sup>
Conductor cross section flexible min.	0.2 mm <sup>2</sup>
Conductor cross section flexible max.	2.5 mm <sup>2</sup>
Conductor cross section flexible, with ferrule without plastic sleeve min.	0.25 mm <sup>2</sup>
Conductor cross section flexible, with ferrule without plastic sleeve max.	2.5 mm <sup>2</sup>
Conductor cross section flexible, with ferrule with plastic sleeve min.	0.25 mm <sup>2</sup>
Conductor cross section flexible, with ferrule with plastic sleeve max.	2.5 mm <sup>2</sup>
Conductor cross section AWG min.	24
Conductor cross section AWG max.	12
2 conductors with same cross section, solid min.	0.2 mm <sup>2</sup>
2 conductors with same cross section, solid max.	1 mm <sup>2</sup>
2 conductors with same cross section, stranded min.	0.2 mm <sup>2</sup>
2 conductors with same cross section, stranded max.	1.5 mm <sup>2</sup>

# Printed-circuit board connector - GMVSTBW 2,5/ 8-ST-7,62 - 1832471

## Technical data

### Connection data

2 conductors with same cross section, stranded, ferrules without plastic sleeve, min.	0.25 mm <sup>2</sup>
2 conductors with same cross section, stranded, ferrules without plastic sleeve, max.	1 mm <sup>2</sup>
2 conductors with same cross section, stranded, TWIN ferrules with plastic sleeve, min.	0.5 mm <sup>2</sup>
2 conductors with same cross section, stranded, TWIN ferrules with plastic sleeve, max.	1 mm <sup>2</sup>
Minimum AWG according to UL/CUL	30
Maximum AWG according to UL/CUL	12

### Standards and Regulations

Connection in acc. with standard	EN-VDE
	CSA
Flammability rating according to UL 94	V0

### Environmental Product Compliance

China RoHS	Environmentally Friendly Use Period = 50
	For details about hazardous substances go to tab "Downloads", Category "Manufacturer's declaration"

## Classifications

### eCl@ss

eCl@ss 4.0	272607xx
eCl@ss 4.1	27260701
eCl@ss 5.0	27260701
eCl@ss 5.1	27260701
eCl@ss 6.0	27260704
eCl@ss 7.0	27440402
eCl@ss 8.0	27440309
eCl@ss 9.0	27440309

### ETIM

ETIM 3.0	EC001121
ETIM 4.0	EC002638
ETIM 5.0	EC002638
ETIM 6.0	EC002638

# Printed-circuit board connector - GMVSTBW 2,5/ 8-ST-7,62 - 1832471

## Classifications

### UNSPSC

UNSPSC 6.01	30211810
UNSPSC 7.0901	39121409
UNSPSC 11	39121409
UNSPSC 12.01	39121409
UNSPSC 13.2	39121409

## Approvals


### Approvals


#### Approvals

CSA / UL Recognized / VDE Gutachten mit Fertigungsüberwachung / cUL Recognized / IECCEB Scheme / EAC / cULus Recognized

#### Ex Approvals


### Approval details


CSA		<a href="http://www.csagroup.org/services-industries/product-listing/">http://www.csagroup.org/services-industries/product-listing/</a>	2585950
	B	D	
mm <sup>2</sup> /AWG/kcmil	28-12	28-12	
Nominal current I <sub>N</sub>	10 A	10 A	
Nominal voltage U <sub>N</sub>	300 V	300 V	


UL Recognized		<a href="http://database.ul.com/cgi-bin/XYV/template/LISEXT/1FRAME/index.htm">http://database.ul.com/cgi-bin/XYV/template/LISEXT/1FRAME/index.htm</a>	FILE E 60425
	B	D	
mm <sup>2</sup> /AWG/kcmil	30-12	30-12	
Nominal current I <sub>N</sub>	15 A	10 A	
Nominal voltage U <sub>N</sub>	300 V	300 V	


# Printed-circuit board connector - GMVSTBW 2,5/ 8-ST-7,62 - 1832471

## Approvals

VDE Gutachten mit Fertigungsüberwachung		<a href="http://www.vde.com/en/Institute/OnlineService/VDE-approved-products/Pages/Online-Search.aspx">http://www.vde.com/en/Institute/OnlineService/ VDE-approved-products/Pages/Online-Search.aspx</a>	40004701
mm <sup>2</sup> /AWG/kcmil	0.2-2.5		
Nominal current I <sub>N</sub>	12 A		
Nominal voltage U <sub>N</sub>	400 V		

cUL Recognized		<a href="http://database.ul.com/cgi-bin/XYV/template/LISEXT/1FRAME/index.htm">http://database.ul.com/cgi-bin/XYV/template/LISEXT/1FRAME/index.htm</a>	FILE E 60425
	B	D	
mm <sup>2</sup> /AWG/kcmil	30-12	30-12	
Nominal current I <sub>N</sub>	15 A	10 A	
Nominal voltage U <sub>N</sub>	300 V	300 V	

IECEE CB Scheme		<a href="http://www.iecee.org/">http://www.iecee.org/</a>	DE1-58978-B1B2
mm <sup>2</sup> /AWG/kcmil	0.2-2.5		
Nominal current I <sub>N</sub>	12 A		
Nominal voltage U <sub>N</sub>	400 V		

EAC		B.01742
-----	---	---------

cULus Recognized		<a href="http://database.ul.com/cgi-bin/XYV/template/LISEXT/1FRAME/index.htm">http://database.ul.com/cgi-bin/XYV/template/LISEXT/1FRAME/index.htm</a>
------------------	---	---

## Accessories

Accessories

Coding element

## Printed-circuit board connector - GMVSTBW 2,5/ 8-ST-7,62 - 1832471

### Accessories

Coding profile - CP-MSTB - 1734634

Coding profile, is inserted into the slot on the plug or inverted header, red insulating material



---

### Labeled terminal marker

Marker card - SK 7,62/3,8:FORTL.ZAHLEN - 0804549

Marker card, Card, white, labeled, Horizontal: Consecutive numbers 1 - 10, 11 - 20, etc. up to 91 - 100, mounting type: adhesive, for terminal block width: 7.62 mm, lettering field size: 7.62 x 3.8 mm



---

### Screwdriver tools

Screwdriver - SZS 0,6X3,5 - 1205053



Actuation tool, for ST terminal blocks, insulated, also suitable for use as a bladed screwdriver, size: 0.6 x 3.5 x 100 mm, 2-component grip, with non-slip grip

---

### Additional products

Base strip - GMSTB 2,5/ 8-G-7,62 - 1766181

Header, nominal current: 12 A, rated voltage (III/2): 630 V, number of positions: 8, pitch: 7.62 mm, color: green, contact surface: Tin, mounting: Wave soldering



## Printed-circuit board connector - GMVSTBW 2,5/ 8-ST-7,62 - 1832471

### Accessories

Base strip - GMSTBA 2,5/ 8-G-7,62 - 1766291

Header, nominal current: 12 A, rated voltage (III/2): 630 V, number of positions: 8, pitch: 7.62 mm, color: green, contact surface: Tin, mounting: Wave soldering



Base strip - GMSTBV 2,5/ 8-G-7,62 - 1766628

Header, nominal current: 12 A, rated voltage (III/2): 630 V, number of positions: 8, pitch: 7.62 mm, color: green, contact surface: Tin, mounting: Wave soldering



Base strip - GMSTBVA 2,5/ 8-G-7,62 - 1766835

Header, nominal current: 12 A, rated voltage (III/2): 630 V, number of positions: 8, pitch: 7.62 mm, color: green, contact surface: Tin, mounting: Wave soldering

