

## PCB terminal block - PTSM 0,5/ 2-2,5-V SMD WH R44 - 1814702

Please be informed that the data shown in this PDF Document is generated from our Online Catalog. Please find the complete data in the user's documentation. Our General Terms of Use for Downloads are valid (<http://phoenixcontact.com/download>)

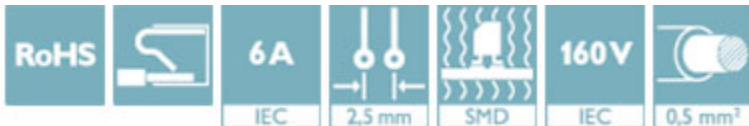


PCB terminal block, Nominal current: 6 A, Nom. voltage: 160 V, Pitch: 2.5 mm, Number of positions: 2, Connection method: Push-in spring connection, Mounting: SMD soldering, Conductor/PCB connection direction: 90 °, Color: white

The illustration shows a 3-position version

### Why buy this product

- ✓ White design: Stable color when welding and during use
- ✓ Time saving push-in connection, tools not required
- ✓ Defined contact force ensures that contact remains stable over the long term
- ✓ High current carrying capacity of 6 A in very compact dimensions
- ✓ Designed for integration into the SMT soldering process
- ✓ Vertical connection enables multi-row arrangement on the PCB
- ✓ Additional solder anchors reduce the mechanical strain on the soldering spots



### Key Commercial Data

Packing unit	1 STK
Minimum order quantity	400 STK
Weight per Piece (excluding packing)	2.000 g
Custom tariff number	85369010
Country of origin	India

### Technical data

#### Dimensions

Length	5 mm
Pitch	2.50 mm
Dimension a	2.5 mm
Height	9 mm

# PCB terminal block - PTSM 0,5/ 2-2,5-V SMD WH R44 - 1814702

## Technical data

### Dimensions

Length of the solder pin	2 mm
Pin spacing	2.5 mm

### General

Range of articles	PTSM 0,5/..-V-SMD WH
Insulating material group	I
Rated surge voltage (III/3)	2.5 kV
Rated surge voltage (III/2)	2.5 kV
Rated surge voltage (II/2)	2.5 kV
Rated voltage (III/3)	63 V
Rated voltage (III/2)	160 V
Rated voltage (II/2)	320 V
Connection in acc. with standard	EN-VDE
Nominal current I <sub>N</sub>	6 A
Nominal cross section	0.5 mm <sup>2</sup>
Maximum load current	6 A
Insulating material	HT PA
Solder pin surface	Sn
Flammability rating according to UL 94	V0
Stripping length	6 mm
Number of positions	2

### Connection data

Conductor cross section solid min.	0.14 mm <sup>2</sup>
Conductor cross section solid max.	0.5 mm <sup>2</sup>
Conductor cross section flexible min.	0.2 mm <sup>2</sup>
Conductor cross section flexible max.	0.5 mm <sup>2</sup>
Conductor cross section flexible, with ferrule without plastic sleeve min.	0.25 mm <sup>2</sup>
Conductor cross section flexible, with ferrule without plastic sleeve max.	0.5 mm <sup>2</sup>
Conductor cross section AWG min.	26
Conductor cross section AWG max.	20

### Standards and Regulations

Connection in acc. with standard	EN-VDE
	UL
Flammability rating according to UL 94	V0

### Environmental Product Compliance

China RoHS	Environmentally friendly use period: unlimited = EFUP-e
------------	---

# PCB terminal block - PTSM 0,5/ 2-2,5-V SMD WH R44 - 1814702

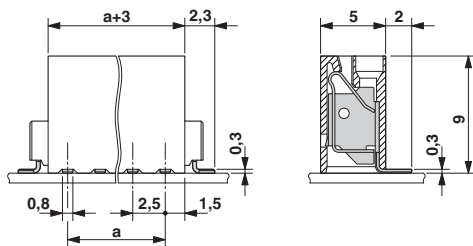
## Technical data

### Environmental Product Compliance

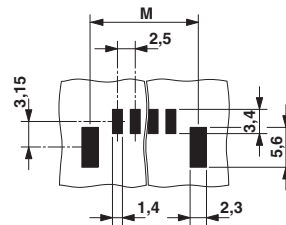
	No hazardous substances above threshold values
--	--

## Drawings

Dimensional drawing

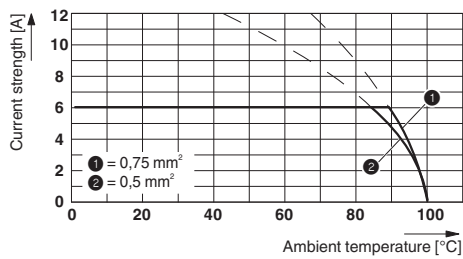


Drilling diagram

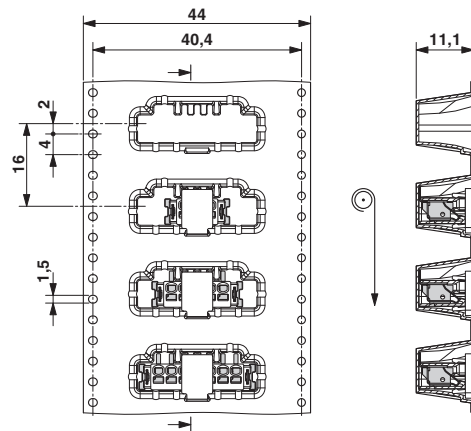


Dimension M: 8.4 mm

Diagram



Dimensional drawing



Type: PTSM 0,5/...-2,5-V SMD WH R44  
 Tested in accordance with DIN EN 60512-5-2:2003-01  
 Reduction factor = 1  
 Number of positions: 5

## Approvals

Approvals

Approvals

UL Recognized / UL Recognized / UL Recognized / EAC


# PCB terminal block - PTSM 0,5/ 2-2,5-V SMD WH R44 - 1814702

## Approvals


Ex Approvals

### Approval details

UL Recognized  <http://database.ul.com/cgi-bin/XYV/template/LISEXT/1FRAME/index.htm> FILE E 60425

UL Recognized  <http://database.ul.com/cgi-bin/XYV/template/LISEXT/1FRAME/index.htm> FILE E 60425

	B
mm <sup>2</sup> /AWG/kcmil	26-20
Nominal current I <sub>N</sub>	5 A
Nominal voltage U <sub>N</sub>	150 V

UL Recognized  <http://database.ul.com/cgi-bin/XYV/template/LISEXT/1FRAME/index.htm> FILE E 118976

	B
mm <sup>2</sup> /AWG/kcmil	26-18
Nominal current I <sub>N</sub>	5 A
Nominal voltage U <sub>N</sub>	150 V

EAC B.01742