


MSTBV 2,5/ 8-GF-5,08 EX - PCB header



1796380

<https://www.phoenixcontact.com/de/produkte/1796380>

Please be informed that the data shown in this PDF document is generated from our online catalog. Please find the complete data in the user documentation. Our general terms of use for downloads are valid.



PCB headers, nominal cross section: 2.5 mm², color: green, nominal current: 12 A, contact surface: Tin, contact connection type: Pin, number of rows: 1, number of positions: 8, product range: MSTBV 2,5/...-GF-EX, pitch: 5.08 mm, mounting: Wave soldering, pin layout: Linear pinning, solder pin [P]: 3.9 mm, number of solder pins per potential: 1, plug-in system: COMBICON MSTB 2,5, Pin connector pattern alignment: Standard, locking: Screw locking mechanism, mounting: Threaded flange, type of packaging: packed in cardboard

Your advantages

- Satisfies the more stringent safety requirements of "Ex eb" protection according to IEC 60079-7 for potentially explosive areas
- Screwable flange for superior mechanical stability
- Vertical connection enables multi-row arrangement on the PCB
- Well-known mounting principle allows worldwide use
- Closed contour for optimum stability of the plug-in connection

Commercial data

| | |
|--------------------------------------|---------------------------|
| Item number | 1796380 |
| Packing unit | 50 pc |
| Minimum order quantity | 50 pc |
| Sales key | E1 - Leiterplattenanschl. |
| Product key | AACSMK |
| Catalog page | Page 375 (C-1-2013) |
| GTIN | 4046356636490 |
| Weight per piece (including packing) | 4,238 g |
| Weight per piece (excluding packing) | 4,238 g |
| Customs tariff number | 85366930 |
| Country of origin | DE |

MSTBV 2,5/ 8-GF-5,08 EX - PCB header



1796380

<https://www.phoenixcontact.com/de/produkte/1796380>

Technical data

Product properties

| | |
|---------------------------|-----------------------|
| Type | Standard |
| Product line | COMBICON Connectors M |
| Product type | PCB headers |
| Product family | MSTBV 2,5/..-GF-EX |
| Number of positions | 8 |
| Pitch | 5.08 mm |
| Number of rows | 1 |
| Mounting flange | Threaded flange |
| Pin layout | Linear pinning |
| Solder pins per potential | 1 |

Electrical properties

| | |
|---|--------------------------|
| Nominal current I_N | 12 A |
| Nominal voltage U_N | 176 V |
| Rated current / conductor cross section | 12 A/2.5 mm ² |
| Degree of pollution | 3 |

Ex data

Ex approval

| | |
|---------------------------------|-----------------------------|
| Identification | 0344® II 2GD / Ex eb IIC Gb |
| EU-type examination certificate | KEMA 10ATEX0196 U |
| IECEx certificate | IECEx KEM 10.0093U |

Mounting

| | |
|---------------|----------------|
| Mounting type | Wave soldering |
| Pin layout | Linear pinning |

Flange

| | |
|-------------------|--------|
| Tightening torque | 0.3 Nm |
|-------------------|--------|

Attachment on the PCB

| | |
|-------------------|--|
| Tightening torque | 0.3 Nm |
| Screw | Sheet metal screw ISO 1481-ST 2,2x6,5 C or ISO 7049-ST 2,2x6,5 C |

Material specifications

Material data - contact

| | |
|-------------------------|--|
| Note | WEEE/RoHS-compliant, free of whiskers according to IEC 60068-2-82/JEDEC JESD 201 |
| Contact material | Cu alloy |
| Surface characteristics | Tin-plated |

MSTBV 2,5/ 8-GF-5,08 EX - PCB header

1796380

<https://www.phoenixcontact.com/de/produkte/1796380>

| | |
|---|-----------------------------------|
| Metal surface contact area (top layer) | Tin (3 - 5 μm Sn) |
| Metal surface contact area (middle layer) | Nickel (1.3 - 3 μm Ni) |
| Metal surface soldering area (top layer) | Tin (3 - 5 μm Sn) |
| Metal surface soldering area (middle layer) | Nickel (1.3 - 3 μm Ni) |

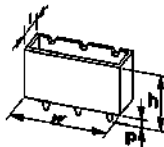
Material data - housing

| | |
|---|--------------|
| Color (Housing) | green (6021) |
| Insulating material | PA |
| Insulating material group | I |
| CTI according to IEC 60112 | 600 |
| Flammability rating according to UL 94 | V0 |
| Glow wire flammability index GWFI according to EN 60695-2-12 | 850 |
| Glow wire ignition temperature GWIT according to EN 60695-2-13 | 775 |
| Temperature for the ball pressure test according to EN 60695-10-2 | 125 °C |

Notes

| | |
|--------------------|--|
| Notes on operation | In accordance with IEC 61984, COMBICON connectors have no switching power (COC). During designated use, they must not be plugged in or disconnected when carrying voltage or under load. |
|--------------------|--|

Dimensions

| | |
|-----------------------|--|
| Dimensional drawing |  |
| Pitch | 5.08 mm |
| Width [w] | 50.8 mm |
| Height [h] | 15.9 mm |
| Length [l] | 8.6 mm |
| Installed height | 12 mm |
| Solder pin length [P] | 3.9 mm |

Environmental and real-life conditions

Ambient conditions

| | |
|---|-------------------|
| Ambient temperature (operation) | -60 °C ... 110 °C |
| Ambient temperature (storage/transport) | -40 °C ... 70 °C |
| Relative humidity (storage/transport) | 30 % ... 70 % |
| Ambient temperature (assembly) | -5 °C ... 100 °C |

Packaging specifications

| | |
|-------------------|---------------------|
| Type of packaging | packed in cardboard |
|-------------------|---------------------|

MSTBV 2,5/ 8-GF-5,08 EX - PCB header





1796380


<https://www.phoenixcontact.com/de/produkte/1796380>


Approvals

To download certificates, visit the product detail page: <https://www.phoenixcontact.com/de/produkte/1796380>

|  ATEX Approval ID: KEMA 10ATEX0196 U | | | | |
|---|-----------------------|-----------------------|-------------------|-----------------------------|
| | Nominal voltage U_N | Nominal current I_N | Cross section AWG | Cross section mm^2 |
| | 176 V | 12 A | - | 0.2 - 2.5 |

|  IECEX Approval ID: IECEX KEM 10.0093U | | | | |
|---|-----------------------|-----------------------|-------------------|-----------------------------|
| | Nominal voltage U_N | Nominal current I_N | Cross section AWG | Cross section mm^2 |
| | 176 V | 12 A | - | 0.2 - 2.5 |

|  EAC Ex Approval ID: B.00065/19 | | | | |
|---|--|--|--|--|
|---|--|--|--|--|

|  CCC Approval ID: 2021122313114375 | | | | |
|---|--|--|--|--|
|---|--|--|--|--|

MSTBV 2,5/ 8-GF-5,08 EX - PCB header



1796380

<https://www.phoenixcontact.com/de/produkte/1796380>

Classifications

ECLASS

| | |
|-------------|----------|
| ECLASS-11.0 | 27460201 |
| ECLASS-12.0 | 27460201 |
| ECLASS-13.0 | 27460201 |

ETIM

| | |
|----------|----------|
| ETIM 8.0 | EC002637 |
|----------|----------|

UNSPSC

| | |
|-------------|----------|
| UNSPSC 21.0 | 39121400 |
|-------------|----------|

MSTBV 2,5/ 8-GF-5,08 EX - PCB header



1796380

<https://www.phoenixcontact.com/de/produkte/1796380>

Environmental product compliance

| | |
|------------|---|
| China RoHS | Environmentally friendly use period: unlimited = EFUP-e |
| | No hazardous substances above threshold values |

MSTBV 2,5/ 8-GF-5,08 EX - PCB header

1796380

<https://www.phoenixcontact.com/de/produkte/1796380>

Accessories

CR-MSTB - Coding section

1734401

<https://www.phoenixcontact.com/de/produkte/1734401>

Coding section, inserted into the recess in the header or the inverted plug, red insulating material



MSTB-BL - Accessories

1755477

<https://www.phoenixcontact.com/de/produkte/1755477>

Keying cap, for forming sections, plugs onto header pin, green insulating material



MSTBV 2,5/ 8-GF-5,08 EX - PCB header

1796380

<https://www.phoenixcontact.com/de/produkte/1796380>



SK 5,08/3,8:FORTL.ZAHLEN - Marker card

0804293

<https://www.phoenixcontact.com/de/produkte/0804293>



Marker card, white, labeled, horizontal: consecutive numbers 1 ... 10, 11 ... 20, etc. up to 91 ... (99)100, mounting type: adhesive, for terminal block width: 5.08 mm, lettering field size: 5.08 x 3.8 mm

SK 5,08/3,8:UNBEDRUCKT - Marker card

0805412

<https://www.phoenixcontact.com/de/produkte/0805412>



Marker card, Din A4, white, unlabeled, can be labeled with: Marker pen: without print, mounting type: adhesive, for terminal block width: 5.08 mm, lettering field size: 5.08 x 3.8 mm, Number of individual labels: 1

MSTBV 2,5/ 8-GF-5,08 EX - PCB header

1796380

<https://www.phoenixcontact.com/de/produkte/1796380>



B-STIFT - Marker pen

1051993

<https://www.phoenixcontact.com/de/produkte/1051993>



Marker pen, for manual labeling of unprinted Zack strips, smear-proof and waterproof, line thickness 0.5 mm

Phoenix Contact 2023 © - all rights reserved

<https://www.phoenixcontact.com>

PHOENIX CONTACT Deutschland GmbH

Flachsmarktstraße 8

D-32825 Blomberg

+49 52 35/3-1 20 00

info@phoenixcontact.de