

179059-6 ✓ ACTIVE

Multilock Connector System

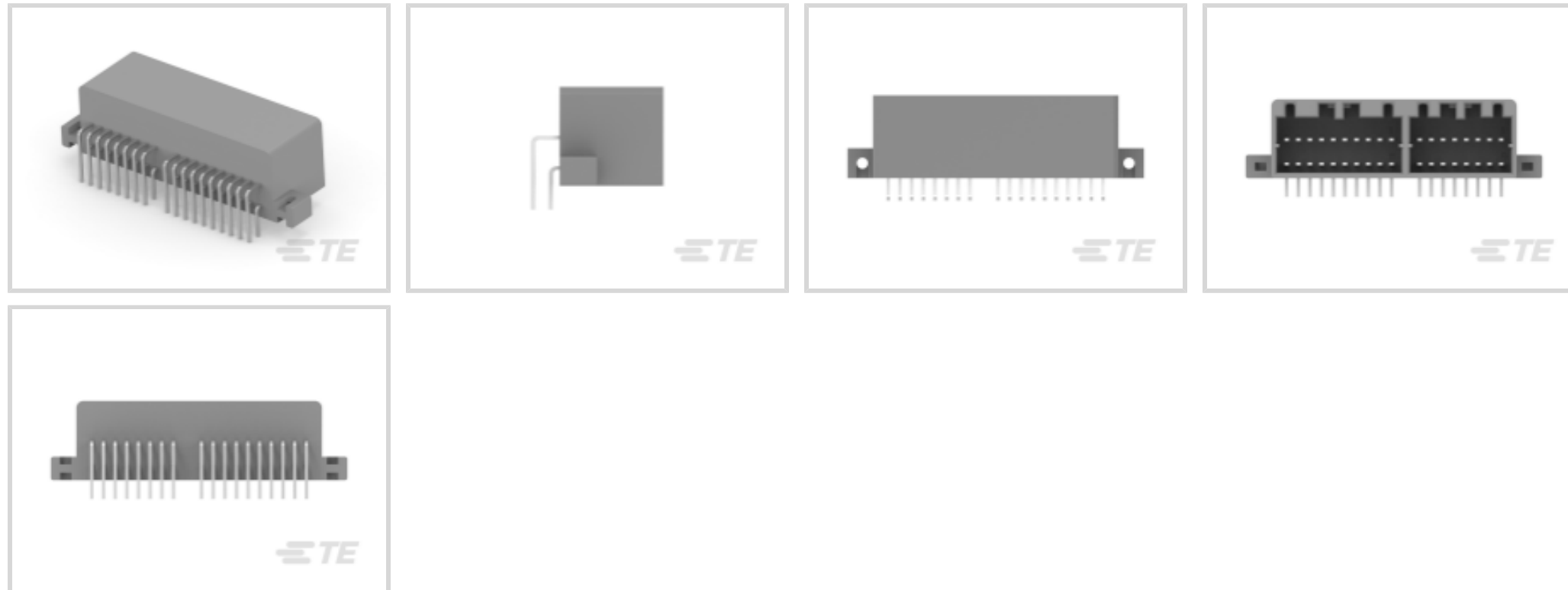
TE Internal #: 179059-6

PCB Mount Header, Horizontal, Wire-to-Board, 36 Position, 2.5 mm
[.098 in] Centerline, Fully Shrouded, Tin, Multilock Connector
System

[View on TE.com >](#)



Connectors > PCB Connectors > PCB Headers & Receptacles > Signal Header



Connector System: **Wire-to-Board**

Number of Positions: **36**

Centerline (Pitch): **2.5 mm [.098 in]**

Sealable: **No**

PCB Mount Orientation: **Horizontal**

[All Signal Header \(320\)](#)

Features

Product Type Features

Mixed & Hybrid Header	No
Connector Shape	Rectangular
PCB Connector Assembly Type	PCB Mount Header
Header Type	Fully Shrouded
Connector System	Wire-to-Board
Sealable	No
Connector & Contact Terminates To	Printed Circuit Board

Configuration Features

Number of Sections	2
Number of Signal Positions	36
Number of Positions	36
PCB Mount Orientation	Horizontal
Number of Rows	2



Electrical Characteristics

Voltage Rating (Max)	12 VDC
Nominal Voltage Architecture	12 V
Operating Voltage	12 VDC

Body Features

Primary Product Color	Gray
-----------------------	------

Contact Features

Contact Size	1mm
Contact Type	Tab
Mating Tab Width	1 mm [.039 in]
Mating Tab Thickness	.64 mm [.025 in]
Contact Mating Area Plating Material	Tin

Termination Features

Termination Method to Printed Circuit Board	Through Hole - Solder
---	-----------------------

Mechanical Attachment

Mounting Holes	With
Mating Retention	With
Mating Alignment	With
PCB Mount Alignment	Without
Panel Mount Feature	Without
PCB Mount Retention	Without
Mating Retention Type	Locking Interface

Housing Features

Centerline (Pitch)	2.5 mm [.098 in]
--------------------	------------------

Dimensions

Connector Length	22.5 mm [.886 in]
Connector Width	63.5 mm [2.5 in]
PCB Thickness (Recommended)	1.6 mm [.063 in]
Profile Height from PCB	16.9 mm [.665 in]

Usage Conditions

Operating Temperature (Max)	65 °C, 70 °C, 75 °C, 80 °C, 85 °C, 90 °C, 100 °C, 105 °C [149 °F][158 °F][167 °F][176 °F]
-----------------------------	---



[185 °F][194 °F][212 °F][221 °F]

Operating Temperature Range

-30 – 105 °C[-22 – 221 °F]

Operation/Application

Shielded

No

Circuit Application

Signal

Industry Standards

UL Flammability Rating

UL 94HB

Packaging Features

Packaging Quantity

70

Packaging Method

Tube

Other

Interface Number

179057

Product Compliance

[For compliance documentation, visit the product page on TE.com>](#)

EU RoHS Directive 2011/65/EU

Compliant

EU ELV Directive 2000/53/EC

Compliant

China RoHS 2 Directive MIIT Order No 32, 2016

No Restricted Materials Above Threshold

EU REACH Regulation (EC) No. 1907/2006

Current ECHA Candidate List: JUNE 2023 (235)
Candidate List Declared Against: JUNE 2023 (235)
Does not contain REACH SVHC

Halogen Content

Low Halogen - Br, Cl, F, I < 900 ppm per homogenous material. Also BFR/CFR/PVC Free

Solder Process Capability

Wave solder capable to 240°C


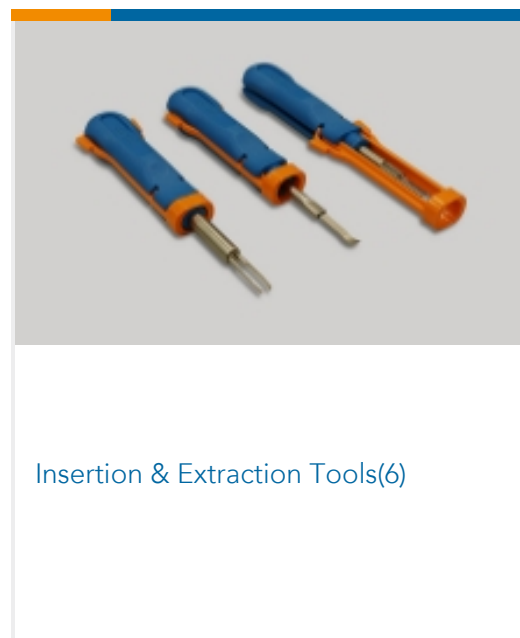

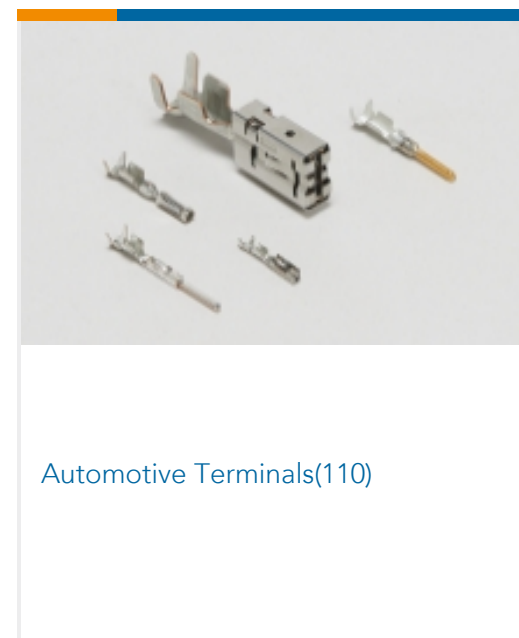
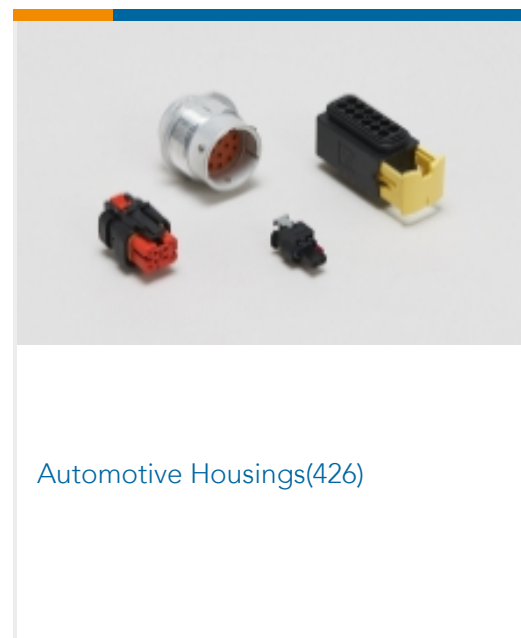
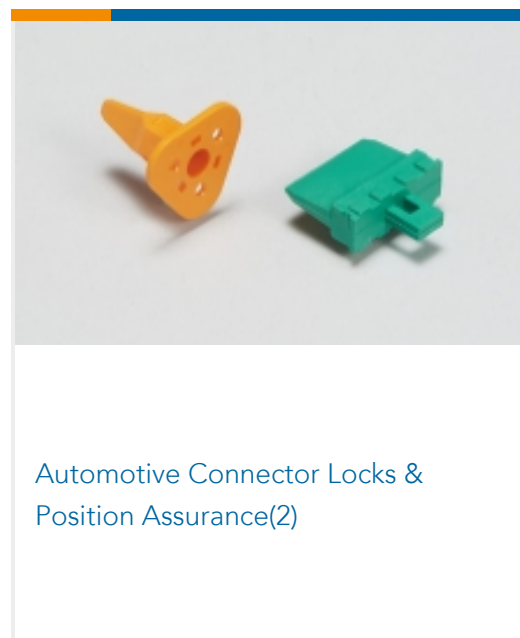

Product Compliance Disclaimer

This information is provided based on reasonable inquiry of our suppliers and represents our current actual knowledge based on the information they provided. This information is subject to change. The part numbers that TE has identified as EU RoHS compliant have a maximum concentration of 0.1% by weight in homogenous materials for lead, hexavalent chromium, mercury, PBB, PBDE, DBP, BBP, DEHP, DIBP, and 0.01% for cadmium, or qualify for an exemption to these limits as defined in the Annexes of Directive 2011/65/EU (RoHS2). Finished electrical and electronic equipment products will be CE marked as required by Directive 2011/65/EU. Components may not be CE marked. Additionally, the part numbers that TE has identified as EU ELV compliant have a maximum concentration of 0.1% by weight in homogenous materials for lead, hexavalent chromium, and mercury, and 0.01% for cadmium, or qualify for an exemption to these limits as defined in the Annexes of Directive 2000/53/EC (ELV). Regarding the REACH Regulation, the information TE provides on SVHC in articles for this part number is based on the latest European Chemicals Agency (ECHA) 'Guidance on requirements for substances in articles' posted at this URL: <https://echa.europa.eu/guidance-documents/guidance-on-reach>

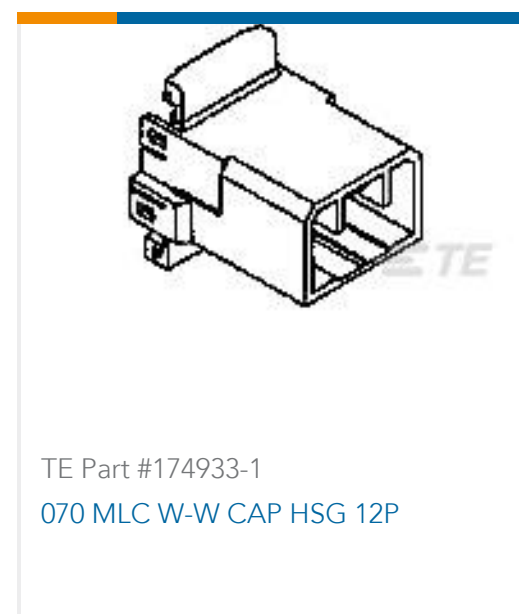
Compatible Parts



Also in the Series | Multilock Connector System



Customers Also Bought





Documents

CAD Files

Customer View Model

[ENG_CVM_179059-6_A.3d_igs.zip](#)

English

Customer View Model

[ENG_CVM_179059-6_A.3d_stp.zip](#)

English

Customer View Model

[ENG_CVM_179059-6_A.2d_dxf.zip](#)

English

3D PDF

English

By downloading the CAD file I accept and agree to the [Terms and Conditions](#) of use.

Product Specifications

040II/070II Multi Lock Connector MK-II Type

Japanese

Product Specification

Japanese