

178487-1 ✓ ACTIVE

AMP Universal Power

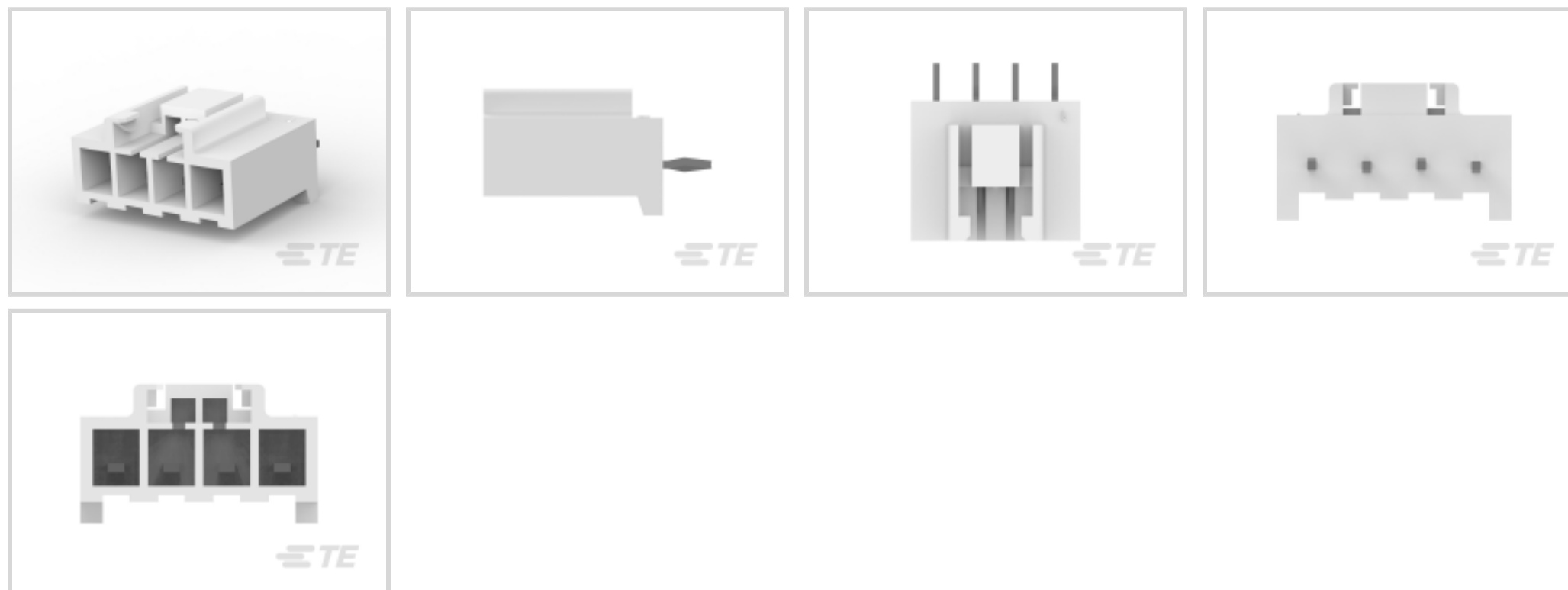
TE Internal #: 178487-1

Rectangular Power Connectors, Header, Plug, Wire-to-Board, 4 Position, 3.96 mm [.155 in] Centerline, Printed Circuit Board, AMP Universal Power

[View on TE.com >](#)



Connectors > Power Connectors > Rectangular Power > Rectangular Power Connectors



Rectangular Power Connector Type: **Header**

Connector & Housing Type: **Plug**

Connector System: **Wire-to-Board**

Number of Positions: **4**

Centerline (Pitch): **3.96 mm [.155 in]**

### Features

#### Product Type Features

|                                   |                       |
|-----------------------------------|-----------------------|
| Header Type                       | Fully Shrouded        |
| Rectangular Power Connector Type  | Header                |
| Connector & Housing Type          | Plug                  |
| Connector System                  | Wire-to-Board         |
| Sealable                          | No                    |
| Connector & Contact Terminates To | Printed Circuit Board |

#### Configuration Features

|                            |          |
|----------------------------|----------|
| Number of Positions        | 4        |
| PCB Mount Orientation      | Vertical |
| Number of Power Positions  | 4        |
| Number of Signal Positions | 0        |
| Number of Rows             | 1        |

#### Electrical Characteristics

|                   |        |
|-------------------|--------|
| Operating Voltage | 50 VAC |
|-------------------|--------|



### Contact Features

|  |                 |
|--|-----------------|
| Contact Mating Area Plating Material           | Tin             |
| Contact Current Rating (Max)                   | 6 A             |
| Contact Retention Within Housing               | Without         |
| Contact Type                                   | Tab             |
| PCB Contact Termination Area Plating Material  | Nickel          |
| Contact Mating Area Plating Material Thickness | 1 µm[39.37 µin] |

### Termination Features

|   |                       |
|---|-----------------------|
| Termination Method to Printed Circuit Board | Through Hole - Solder |
|---|-----------------------|

### Mechanical Attachment

|                         |             |
|-------------------------|-------------|
| Connector Mounting Type | Board Mount |
|-------------------------|-------------|

### Housing Features

|                    |                  |
|--------------------|------------------|
| Centerline (Pitch) | 3.96 mm[.155 in] |
| Housing Color      | Natural          |
| Housing Material   | Nylon 6/6 GF     |

### Usage Conditions

|                             |                            |
|-----------------------------|----------------------------|
| Operating Temperature Range | -30 – 105 °C[-22 – 221 °F] |
|-----------------------------|----------------------------|

### Operation/Application

|                     |       |
|---------------------|-------|
| Circuit Application | Power |
|---------------------|-------|

### Industry Standards

|                        |                               |
|------------------------|-------------------------------|
| UL Flammability Rating | UL 94V-0                      |
| Glow Wire Rating       | Standard Part - Not Glow Wire |

### Packaging Features

|                    |           |
|--------------------|-----------|
| Packaging Quantity | 250       |
| Packaging Method   | Bag & Box |

### Product Compliance

For compliance documentation, visit the product page on [TE.com](https://www.te.com)>

|   |   |
|---|---|
| EU RoHS Directive 2011/65/EU                  | Compliant                               |
| EU ELV Directive 2000/53/EC                   | Compliant                               |
| China RoHS 2 Directive MIIT Order No 32, 2016 | No Restricted Materials Above Threshold |



EU REACH Regulation (EC) No. 1907/2006

Current ECHA Candidate List: JUNE 2024 (241)

Candidate List Declared Against: JAN 2024 (240)

Does not contain REACH SVHC

Halogen Content

Not Low Halogen - contains Br or Cl > 900 ppm.

Solder Process Capability

Wave solder capable to 265°C

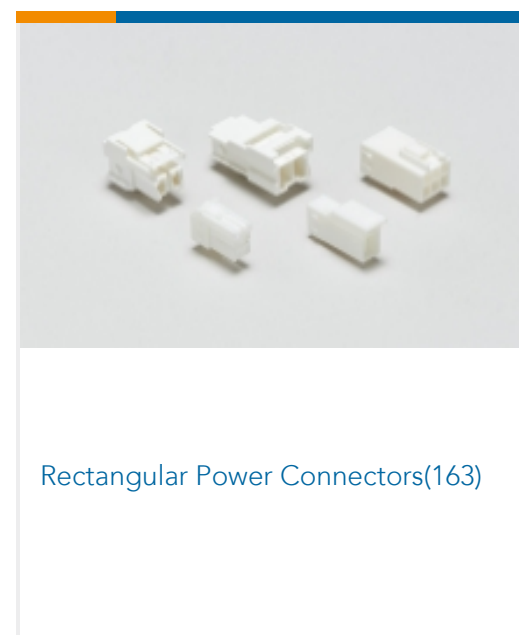
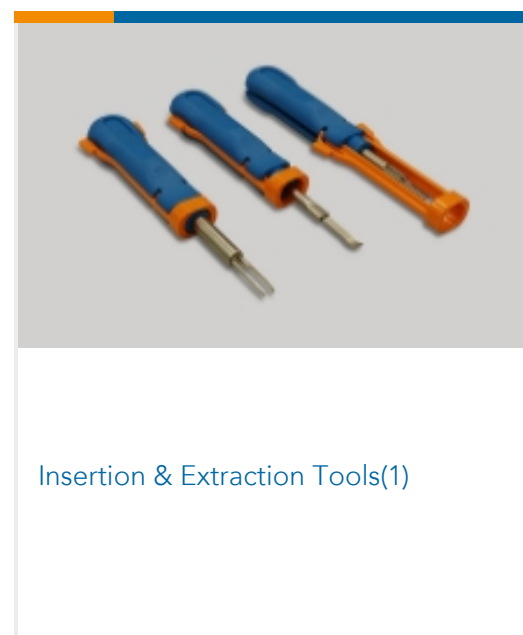

Product Compliance Disclaimer

This information is provided based on reasonable inquiry of our suppliers and represents our current actual knowledge based on the information they provided. This information is subject to change. The part numbers that TE has identified as EU RoHS compliant have a maximum concentration of 0.1% by weight in homogenous materials for lead, hexavalent chromium, mercury, PBB, PBDE, DBP, BBP, DEHP, DIBP, and 0.01% for cadmium, or qualify for an exemption to these limits as defined in the Annexes of Directive 2011/65/EU (RoHS2). Finished electrical and electronic equipment products will be CE marked as required by Directive 2011/65/EU. Components may not be CE marked. Additionally, the part numbers that TE has identified as EU ELV compliant have a maximum concentration of 0.1% by weight in homogenous materials for lead, hexavalent chromium, and mercury, and 0.01% for cadmium, or qualify for an exemption to these limits as defined in the Annexes of Directive 2000/53/EC (ELV). Regarding the REACH Regulation, the information TE provides on SVHC in articles for this part number is based on the latest European Chemicals Agency (ECHA) 'Guidance on requirements for substances in articles' posted at this URL: <https://echa.europa.eu/guidance-documents/guidance-on-reach>


## Compatible Parts



## Also in the Series | AMP Universal Power



## Customers Also Bought



## Documents

### Product Drawings

[UP 3.96 4P TAB HDR NAT TYPE 1](#)

English

### CAD Files

[3D PDF](#)

3D

Customer View Model

[ENG\\_CVM\\_CVM\\_178487-1\\_F.2d\\_dxf.zip](#)

English

Customer View Model

[ENG\\_CVM\\_CVM\\_178487-1\\_F.3d\\_igs.zip](#)

English

Customer View Model

[ENG\\_CVM\\_CVM\\_178487-1\\_F.3d\\_stp.zip](#)

English

[3D PDF](#)

English

Customer View Model

[ENG\\_CVM\\_178487-1\\_E.3d\\_igs.zip](#)

English

Customer View Model

[ENG\\_CVM\\_178487-1\\_E.3d\\_stp.zip](#)

English

Customer View Model

[ENG\\_CVM\\_178487-1\\_E.2d\\_dxf.zip](#)

English



By downloading the CAD file I accept and agree to the [Terms and Conditions](#) of use.

### Product Specifications

#### Application Specification

English

### Instruction Sheets

#### AMP UNIVERSAL POWER CONNECTOR SERIES

English

#### Instruction Sheet (non U.S.)

English

### Agency Approvals

#### UL Report

English