

Printed-circuit board connector - MCV 1,5/ 8-G-3,5 P26 THR - 1779488

Please be informed that the data shown in this PDF Document is generated from our Online Catalog. Please find the complete data in the user's documentation. Our General Terms of Use for Downloads are valid (<http://phoenixcontact.com/download>)

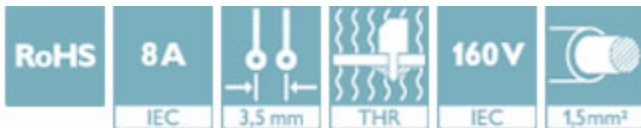
Header, Nominal current: 8 A, Rated voltage (III/2): 160 V, Number of positions: 8, Pitch: 3.5 mm, Color: black, Contact surface: Tin, Mounting: THR soldering, User information and design recommendations for through hole reflow technology can be found under "Downloads"



The figure shows a 10-position version of the product

Why buy this product

- ✓ Designed for integration into the SMT soldering process
- ✓ Vertical connection enables multi-row arrangement on the PCB
- ✓ Maximum flexibility when it comes to device design – one header for connectors with different connection technologies



Key Commercial Data

Packing unit	1 STK
Minimum order quantity	50 STK
Weight per Piece (excluding packing)	2.000 g
Custom tariff number	85366990
Country of origin	Germany

Technical data

Dimensions

Length	6.9 mm
Pitch	3.50 mm
Dimension a	24.5 mm
Constructional height	9.2 mm
Length of the solder pin	2.6 mm
Pin dimensions	0,8 x 0,8 mm
Hole diameter	1.4 mm

General

Printed-circuit board connector - MCV 1,5/ 8-G-3,5 P26 THR - 1779488

Technical data

General

Range of articles	MCV 1,5/...-G-THR
Insulating material group	IIIa
Rated surge voltage (III/3)	2.5 kV
Rated surge voltage (III/2)	2.5 kV
Rated surge voltage (II/2)	2.5 kV
Rated voltage (III/3)	160 V
Rated voltage (III/2)	160 V
Rated voltage (II/2)	320 V
Connection in acc. with standard	EN-VDE
Nominal current I_N	8 A
Maximum load current	8 A
Insulating material	LCP
Flammability rating according to UL 94	V0
Color	black
Number of positions	8

Standards and Regulations

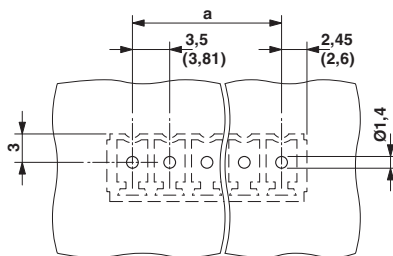
Connection in acc. with standard	EN-VDE
	CUL
Flammability rating according to UL 94	V0

Environmental Product Compliance

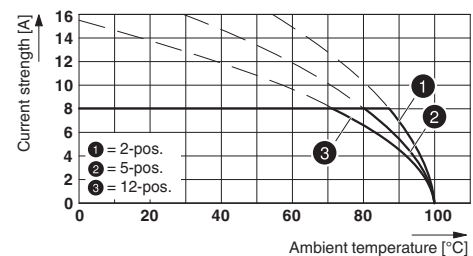
China RoHS	Environmentally friendly use period: unlimited = EFUP-e
	No hazardous substances above threshold values

Drawings

Drilling diagram



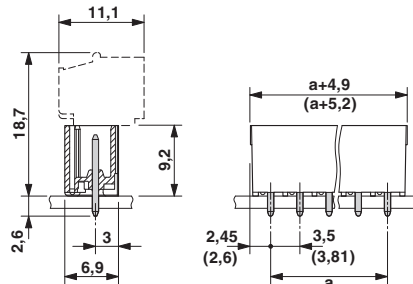
Diagram



Type: MC 1,5/...-ST(F)-3,5 with MCV 1,5/...-G(F)-3,5 P... THR

Printed-circuit board connector - MCV 1,5/ 8-G-3,5 P26 THR - 1779488

Dimensional drawing



Approvals


Approvals

Approvals


VDE Gutachten mit Fertigungsüberwachung / cULus Recognized / IECCE CB Scheme / EAC

Ex Approvals

Approval details

VDE Gutachten mit Fertigungsüberwachung  http://www.vde.com/en/Institute/OnlineService/VDE-approved-products/Pages/Online-Search.aspx 40011723	
Nominal current I_N	8 A
Nominal voltage U_N	160 V

cULus Recognized http://database.ul.com/cgi-bin/XYV/template/LISEXT/1FRAME/index.htm E60425-20110128		
	B	D
Nominal current I_N	8 A	8 A
Nominal voltage U_N	300 V	300 V

IECCE CB Scheme  http://www.iecee.org/ DE1-56063-B1B2	
Nominal current I_N	8 A

Printed-circuit board connector - MCV 1,5/ 8-G-3,5 P26 THR - 1779488

Approvals

Nominal voltage UN	160 V

EAC B.01742

Phoenix Contact 2016 © - all rights reserved
<http://www.phoenixcontact.com>