


Printed-circuit board connector - TFMC 1,5/ 5-ST-3,5 - 1772647

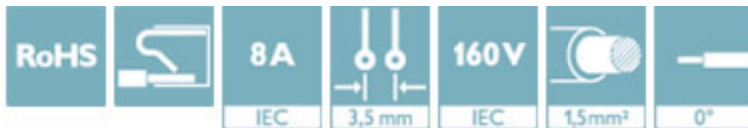
Please be informed that the data shown in this PDF Document is generated from our Online Catalog. Please find the complete data in the user's documentation. Our General Terms of Use for Downloads are valid (<http://phoenixcontact.com/download>)



PCB connector, nominal current: 8 A, number of positions: 5, pitch: 3.5 mm, connection method: Push-in spring connection, color: green, contact surface: Tin

Your advantages

- ✓ Potentials can be easily looped through – ideal for BUS applications
- ✓ Time saving push-in connection, tools not required
- ✓ Defined contact force ensures that contact remains stable over the long term
- ✓ Intuitive use through colour coded actuation lever



Key Commercial Data

Packing unit	1 pc
Minimum order quantity	50 pc
GTIN	 4 046356 463980
GTIN	4046356463980
Weight per Piece (excluding packing)	10.000 g
Custom tariff number	85366990
Country of origin	Poland

Technical data

Dimensions

Length [l]	22.9 mm
Width [w]	18.3 mm
Height [h]	15.7 mm
Pitch	3.5 mm
Dimension a	14 mm

Printed-circuit board connector - TFMC 1,5/ 5-ST-3,5 - 1772647

Technical data

General

Range of articles	TFMC 1,5/..-ST
Number of positions	5
Connection method	Push-in spring connection
Insulating material group	I
Rated surge voltage (III/3)	2.5 kV
Rated surge voltage (III/2)	2.5 kV
Rated surge voltage (II/2)	2.5 kV
Rated voltage (III/3)	160 V
Rated voltage (III/2)	160 V
Rated voltage (II/2)	320 V
Connection in acc. with standard	EN-VDE
Nominal current I_N	8 A
Nominal cross section	1.5 mm ²
Maximum load current	8 A
Insulating material	PA
Flammability rating according to UL 94	V0
Internal cylindrical gage	A1
Stripping length	10 mm

Connection data

Conductor cross section solid min.	0.2 mm ²
Conductor cross section solid max.	1.5 mm ²
Conductor cross section flexible min.	0.2 mm ²
Conductor cross section flexible max.	1.5 mm ²
Conductor cross section flexible, with ferrule without plastic sleeve min.	0.25 mm ²
Conductor cross section flexible, with ferrule without plastic sleeve max.	1.5 mm ²
Conductor cross section flexible, with ferrule with plastic sleeve min.	0.25 mm ²
Conductor cross section flexible, with ferrule with plastic sleeve max.	0.75 mm ²
Conductor cross section AWG min.	24
Conductor cross section AWG max.	16
Minimum AWG according to UL/CUL	24
Maximum AWG according to UL/CUL	16

Specifications for ferrules

Recommended crimping pliers	1212034 CRIMPFOX 6
Ferrules without insulating collar, according to DIN 46228-1	Cross section: 0.25 mm ² ; Length: 7 mm
	Cross section: 0.34 mm ² ; Length: 7 mm
	Cross section: 0.5 mm ² ; Length: 8 mm ... 10 mm

Printed-circuit board connector - TFMC 1,5/ 5-ST-3,5 - 1772647

Technical data

Specifications for ferrules

	Cross section: 0.75 mm ² ; Length: 8 mm ... 10 mm
	Cross section: 1 mm ² ; Length: 8 mm ... 10 mm
	Cross section: 1.5 mm ² ; Length: 10 mm

Standards and Regulations

Connection in acc. with standard	EN-VDE
	CUL
Flammability rating according to UL 94	V0

Environmental Product Compliance

China RoHS	Environmentally friendly use period: unlimited = EFUP-e
	No hazardous substances above threshold values

Classifications

eCl@ss

eCl@ss 4.0	27260700
eCl@ss 4.1	27260700
eCl@ss 5.0	27260700
eCl@ss 5.1	27260700
eCl@ss 6.0	27260700
eCl@ss 7.0	27440309
eCl@ss 8.0	27440309
eCl@ss 9.0	27440309

ETIM

ETIM 3.0	EC001121
ETIM 4.0	EC002638
ETIM 5.0	EC002638
ETIM 6.0	EC002638
ETIM 7.0	EC002638

UNSPSC

UNSPSC 6.01	30211810
UNSPSC 7.0901	39121409
UNSPSC 11	39121409
UNSPSC 12.01	39121409
UNSPSC 13.2	39121409

Printed-circuit board connector - TFMC 1,5/ 5-ST-3,5 - 1772647

Approvals


Approvals


Approvals

IECEE CB Scheme / VDE Gutachten mit Fertigungsüberwachung / EAC / cULus Recognized


Ex Approvals

Approval details

IECEE CB Scheme		http://www.iecee.org/	DE1-60987-B1B2
Nominal voltage UN	160 V		
Nominal current IN	8 A		
mm ² /AWG/kcmil	0.2-1.5		

VDE Gutachten mit Fertigungsüberwachung		http://www2.vde.com/de/Institut/Online-Service/VDE-gepruefteProdukte/Seiten/Online-Suche.aspx	40011723
Nominal voltage UN	160 V		
Nominal current IN	8 A		
mm ² /AWG/kcmil	0.2-1.5		

EAC		B.01742
-----	-------------------------------------------------------------------------------------	---------

cULus Recognized		http://database.ul.com/cgi-bin/XYV/template/LISEXT/1FRAME/index.htm	E60425-19920306
	B	C	
Nominal voltage UN	300 V	50 V	
Nominal current IN	8 A	8 A	
mm ² /AWG/kcmil	24-16	24-16	

Printed-circuit board connector - TFMC 1,5/ 5-ST-3,5 - 1772647

Accessories

Accessories

Crimping tool

Crimping pliers - CRIMPFOX 6 - 1212034



Crimping pliers, for ferrules without insulating collar according to DIN 46228 Part 1 and ferrules with insulating collar according to DIN 46228 Part 4, 0.25 mm² ... 6.0 mm², lateral entry, trapezoidal crimp

Labeled terminal marker

Marker card - SK 3,5/2,8:FORTL.ZAHLEN - 0804073



Marker card, Card, white, labeled, Horizontal: consecutive numbers 1 ... 10, 11 ... 20, etc. up to 91 ... 99, mounting type: adhesive, for terminal block width: 3.5 mm, lettering field size: 3.5 x 2.8 mm

Screwdriver tools

Screwdriver - SZS 0,4X2,5 VDE - 1205037



Screwdriver, slot-headed, VDE insulated, size: 0.4 x 2.5 x 80 mm, 2-component grip, with non-slip grip

Terminal marking

Marker card - SK U/2,8 WH:UNBEDRUCKT - 0803883



Marker card, Sheet, white, unlabeled, can be labeled with: PLOTMARK, CMS-P1-PLOTTER, Office printing systems, mounting type: adhesive, for terminal block width: 210 mm, lettering field size: 186 x 2.8 mm

Additional products

Printed-circuit board connector - TFMC 1,5/ 5-ST-3,5 - 1772647

Accessories

Printed-circuit board connector - MCV 1,5/ 5-G-3,5 P20 THRR56 - 1780943

PCB headers, nominal current: 8 A, number of positions: 5, pitch: 3.5 mm, color: black, contact surface: Tin, mounting: THR soldering, User information and design recommendations for through hole reflow technology can be found under "Downloads"



Printed-circuit board connector - MC 1,5/ 5-G-3,5 P26 THR - 1788563

PCB headers, nominal current: 8 A, number of positions: 5, pitch: 3.5 mm, color: black, contact surface: Tin, mounting: THR soldering



Printed-circuit board connector - MC 1,5/ 5-G-3,5 P26 THRR56 - 1788576

PCB headers, nominal current: 8 A, number of positions: 5, pitch: 3.5 mm, color: black, contact surface: Tin, mounting: THR soldering



Printed-circuit board connector - MC 1,5/ 5-G-3,5 P20 THRR56 - 1788796

PCB headers, nominal current: 8 A, number of positions: 5, pitch: 3.5 mm, color: black, contact surface: Tin, mounting: THR soldering



Printed-circuit board connector - MC 1,5/ 5-G-3,5 P14 THR - 1789009

PCB headers, nominal current: 8 A, number of positions: 5, pitch: 3.5 mm, color: black, contact surface: Tin, mounting: THR soldering



Printed-circuit board connector - TFMC 1,5/ 5-ST-3,5 - 1772647

Accessories

Printed-circuit board connector - MC 1,5/ 5-G-3,5 P14 THRR56 - 1789012

PCB headers, nominal current: 8 A, number of positions: 5, pitch: 3.5 mm, color: black, contact surface: Tin, mounting: THR soldering



Printed-circuit board connector - MCV 1,5/ 5-G-3,5 - 1843635

PCB headers, nominal current: 8 A, number of positions: 5, pitch: 3.5 mm, color: green, contact surface: Tin, mounting: Wave soldering



Feed-through header - MC 1,5/ 5-G-3,5 - 1844249

PCB headers, nominal current: 8 A, number of positions: 5, pitch: 3.5 mm, color: green, contact surface: Tin, mounting: Wave soldering



Feed-through header - EMC 1,5/ 5-G-3,5 - 1897128

PCB headers, nominal current: 8 A, number of positions: 5, pitch: 3.5 mm, color: green, contact surface: Tin, mounting: Press-in technology



Feed-through header - EMCV 1,5/ 5-G-3,5 - 1911046

PCB headers, nominal current: 8 A, number of positions: 5, pitch: 3.5 mm, color: green, contact surface: Tin, mounting: Press-in technology



Printed-circuit board connector - TFMC 1,5/ 5-ST-3,5 - 1772647

Accessories

Feed-through header - MC 1,5/ 5-G-3,5 THT - 1937525



PCB headers, number of positions: 5, pitch: 3.5 mm, color: black, User information and design recommendations for through hole reflow technology can be found under "Downloads"

Feed-through header - MCV 1,5/ 5-G-3,5 THT - 1937635



PCB headers, number of positions: 5, pitch: 3.5 mm, color: black, User information and design recommendations for through hole reflow technology can be found under "Downloads"

Feed-through header - MCV 1,5/ 5-G-3,5 THT-R56 - 1951019



PCB headers, number of positions: 5, pitch: 3.5 mm, color: black, User information and design recommendations for through hole reflow technology can be found under "Downloads"

Printed-circuit board connector - MCDNV 1,5/ 5-G1-3,5 P26THR - 1952814



PCB headers, nominal current: 8 A, number of positions: 5, pitch: 3.5 mm, color: black, contact surface: Tin, mounting: THR soldering, The pin length is 26 mm. User information and design recommendations on Through Hole Reflow Technology can be found at: [http: "Downloads"](#).

Printed-circuit board connector - MCDNV 1,5/ 5-G1-3,5 P14THR - 1953004



PCB headers, nominal current: 8 A, number of positions: 5, pitch: 3.5 mm, color: black, contact surface: Tin, mounting: THR soldering, The pin length is 1.4 mm. User information and design recommendations on Through Hole Reflow Technology can be found at: [Downloads"](#).

Printed-circuit board connector - TFMC 1,5/ 5-ST-3,5 - 1772647

Accessories

Feed-through header - MCDN 1,5/ 5-G1-3,5 P26THR - 1953745



PCB headers, nominal current: 8 A, number of positions: 5, pitch: 3.5 mm, color: black, contact surface: Tin, mounting: THR soldering, The pin length is 2.6 mm. User information and design recommendations on Through Hole Reflow Technology can be found at: "Downloads"

Feed-through header - MCDN 1,5/ 5-G1-3,5 P14THR - 1953949



PCB headers, nominal current: 8 A, number of positions: 5, pitch: 3.5 mm, color: black, contact surface: Tin, mounting: THR soldering, The pin length is 1.4 mm. User information and design recommendations on Through Hole Reflow Technology can be found at: "Downloads".

Feed-through header - MC 1,5/ 5-G-3,5 THT-R56 - 1996715



PCB headers, number of positions: 5, pitch: 3.5 mm, color: black, User information and design recommendations for through hole reflow technology can be found under "Downloads"

Feed-through header - MCV 1,5/ 5-GF-3,5 THT-R56 - 1996825



PCB headers, number of positions: 5, pitch: 3.5 mm, color: black, User information and design recommendations for through hole reflow technology can be found under "Downloads"

Feed-through header - MCO 1,5/ 5-G1R-3,5 KMGY - 2278351



PCB headers, number of positions: 5, pitch: 3.5 mm, color: light gray, Article with lateral pin exit

Printed-circuit board connector - TFMC 1,5/ 5-ST-3,5 - 1772647

Accessories

Feed-through header - MCO 1,5/ 5-G1L-3,5 KMGY - 2278380



PCB headers, number of positions: 5, pitch: 3.5 mm, color: light gray, Article with lateral pin exit