

PCB terminal block - PLH 16/ 2-15 - 1770539

Please be informed that the data shown in this PDF Document is generated from our Online Catalog. Please find the complete data in the user's documentation. Our General Terms of Use for Downloads are valid (<http://download.phoenixcontact.com>)



PCB terminal block, Nominal current: 76 A, Nom. voltage: 1000 V, Pitch: 15 mm, Number of positions: 2, Connection method: Spring-cage connection, Mounting: Soldering, Conductor/PCB connection direction: 0 °, Color: green

Product Features

- ✓ Fast connection technology thanks to the tool-free "one-hand tilting lever principle" or direct plug-in technology
- ✓ Color coding from position to position thanks to terminal blocks that can be mounted side by side and lever colors
- ✓ Conductor connection direction horizontal to the PCB
- ✓ Unlimited 600 V UL approval already available with 10 mm pitch with zigzag pinning
- ✓ Low actuation forces
- ✓ PLH 16 push-lock spring-cage PCB terminal block with lever operation for conductor cross sections up to 16 mm² and a current carrying capacity of up to 76 A



Key commercial data

Packing unit	1 pc
Minimum order quantity	25 pc
Weight per Piece (excluding packing)	24.0 GRM
Custom tariff number	85369010
Country of origin	Germany

Technical data

Dimensions

Pitch	15 mm
Dimension a	15 mm
Pin dimensions	1,2 x 1,2 mm
Pin spacing	12.5 mm
Hole diameter	1.6 mm

General

Range of articles	PLH 16/
-------------------	---------

PCB terminal block - PLH 16/ 2-15 - 1770539

Technical data

General

Insulating material group	I
Rated surge voltage (III/3)	8 kV
Rated surge voltage (III/2)	8 kV
Rated surge voltage (II/2)	8 kV
Rated voltage (III/3)	1000 V
Rated voltage (III/2)	1000 V
Rated voltage (II/2)	1000 V
Nominal current I _N	76 A
Nominal cross section	16 mm ²
Insulating material	PA
Solder pin surface	Sn
Inflammability class according to UL 94	V0
Stripping length	18 mm
Number of positions	2

Connection data

Conductor cross section solid min.	0.75 mm ²
Conductor cross section solid max.	16 mm ²
Conductor cross section stranded min.	0.75 mm ²
Conductor cross section stranded max.	25 mm ²
Conductor cross section stranded, with ferrule without plastic sleeve min.	0.75 mm ²
Conductor cross section stranded, with ferrule without plastic sleeve max.	16 mm ²
Conductor cross section stranded, with ferrule with plastic sleeve min.	0.75 mm ²
Conductor cross section stranded, with ferrule with plastic sleeve max.	10 mm ²
Conductor cross section AWG/kcmil min.	18
Conductor cross section AWG/kcmil max	4
2 conductors with same cross section, stranded, TWIN ferrules with plastic sleeve, min.	0.75 mm ²
2 conductors with same cross section, stranded, TWIN ferrules with plastic sleeve, max.	4 mm ²
Minimum AWG according to UL/CUL	18
Maximum AWG according to UL/CUL	4

Classifications

eCl@ss

eCl@ss 4.0	27141109
eCl@ss 4.1	27141109

PCB terminal block - PLH 16/ 2-15 - 1770539

Classifications

eCl@ss

eCl@ss 5.0	27141190
eCl@ss 5.1	27141190
eCl@ss 6.0	27261101
eCl@ss 7.0	27440401
eCl@ss 8.0	27440401

ETIM

ETIM 3.0	EC001121
ETIM 4.0	EC002643
ETIM 5.0	EC002643

UNSPSC

UNSPSC 6.01	30211801
UNSPSC 7.0901	39121432
UNSPSC 11	39121432
UNSPSC 12.01	39121432
UNSPSC 13.2	39121432

Approvals

Approvals

Approvals

UL Recognized / VDE Gutachten mit Fertigungsüberwachung / CCA / IECCE CB Scheme / GOST / GOST

Ex Approvals

Approvals submitted

Approval details

UL Recognized		
	B	C
mm ² /AWG/kcmil	18-4	18-4

PCB terminal block - PLH 16/ 2-15 - 1770539

Approvals

	B	C
Nominal current IN	66 A	66 A
Nominal voltage UN	600 V	600 V

VDE Gutachten mit Fertigungsüberwachung

mm ² /AWG/kcmil	0.75-16
Nominal current IN	76 A
Nominal voltage UN	1000 V

CCA

mm ² /AWG/kcmil	0.75-16
Nominal current IN	76 A
Nominal voltage UN	1000 V

IECEE CB Scheme

mm ² /AWG/kcmil	0.75-16
Nominal current IN	76 A
Nominal voltage UN	1000 V

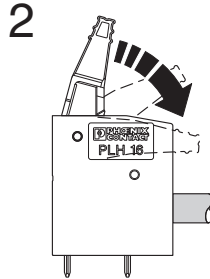
GOST

GOST

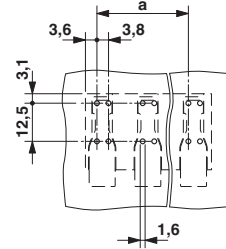
Drawings

PCB terminal block - PLH 16/ 2-15 - 1770539

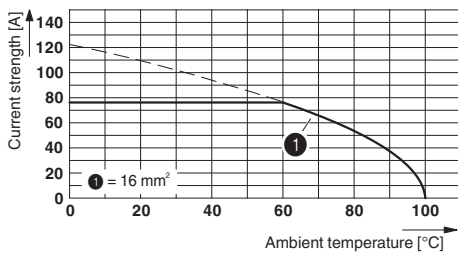
Functional drawing



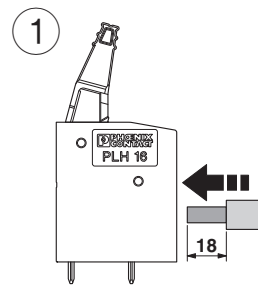
Drilling diagram



Diagram



Functional drawing



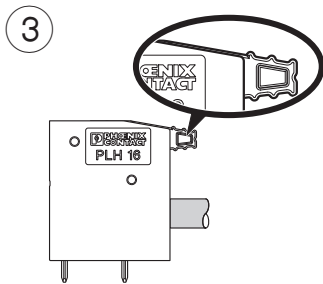
Type: PLH 16/...-15

Tested in accordance with DIN EN 60512-5-2:2003-01

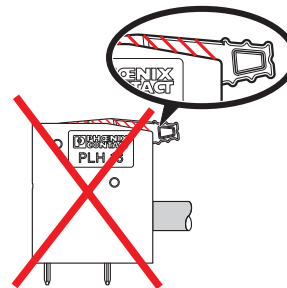
No. of positions: 5

Conductor cross section: 16 mm² (exclusively for solid conductors)

Functional drawing



Functional drawing



PCB terminal block - PLH 16/ 2-15 - 1770539

Dimensioned drawing

