

PC 35 HC/ 5-GF-15,00 - PCB header



1762770

<https://www.phoenixcontact.com/de/produkte/1762770>

Please be informed that the data shown in this PDF document is generated from our Online Catalog. Please find the complete data in the user documentation. Our General Terms of Use for Downloads are valid.



PCB headers, nominal cross section: 35 mm², color: green, nominal current: 125 A, rated voltage (III/2): 1000 V, contact surface: Silver, type of contact: Male connector, number of potentials: 5, number of rows: 1, number of positions: 5, number of connections: 5, product range: PC 35 HC/...-GF, pitch: 15 mm, mounting: Wave soldering, pin layout: Linear pinning, solder pin [P]: 4.6 mm, number of solder pins per potential: 3, plug-in system: COMBICON PC 35, Pin connector pattern alignment: Standard, locking: Screw locking, mounting: Threaded flange, type of packaging: packed in cardboard

Your advantages

- Well-known mounting principle allows worldwide use
- Double flange for space-optimized screw connection on the housing panel and with the connector

Commercial Data

Item number	1762770
Packing unit	10 pc
Minimum order quantity	10 pc
Note	Made to Order (non-returnable)
Sales Key	E1 - Leiterplattenanschl.
Product Key	AAESEA
Catalog Page	Page 590 (C-1-2013)
GTIN	4046356441049
Weight per Piece (including packing)	108,83 g
Weight per Piece (excluding packing)	108,83 g
Customs tariff number	85366930
Country of origin	PL

PC 35 HC/ 5-GF-15,00 - PCB header



1762770

<https://www.phoenixcontact.com/de/produkte/1762770>

Technical Data

Product properties

Type	Headers
Product line	COMBICON Connectors XL
Product type	PCB headers
Product family	PC 35 HC/..-GF
Number of positions	5
Pitch	15 mm
Number of connections	5
Number of rows	1
Mounting flange	Threaded flange
Number of potentials	5
Pin layout	Linear pinning
Solder pins per potential	3

Electrical properties

Nominal current I_N	125 A
Nominal voltage U_N	1000 V
Degree of pollution	3
Contact resistance	0.12 m Ω
Rated voltage (III/3)	1000 V
Rated surge voltage (III/3)	8 kV
Rated voltage (III/2)	1000 V
Rated surge voltage (III/2)	8 kV
	1000 V
Rated surge voltage (II/2)	6 kV

Mounting

Mounting type	Wave soldering
Pin layout	Linear pinning

Attachment for the plug

Tightening torque	0.8 Nm
-------------------	--------

Attachment to feed-through panel

Tightening torque	1 Nm
Screw	1700368 DFK-PC 35 SS

Attachment on the PCB

Tightening torque	1 Nm
Screw	1700368 DFK-PC 35 SS

Material specifications

PC 35 HC/ 5-GF-15,00 - PCB header

1762770

<https://www.phoenixcontact.com/de/produkte/1762770>

Material data - contact

Note	WEEE/RoHS-compliant, free of whiskers according to IEC 60068-2-82/JEDEC JESD 201
Contact material	Cu alloy
Surface characteristics	Electroplated silver
Metal surface contact area (top layer)	Silver (4 - 8 µm Ag)
Metal surface soldering area (top layer)	Silver (4 - 8 µm Ag)

Material data - housing

Color (Housing)	green (6021)
Insulating material	PBT
Insulating material group	IIIa
CTI according to IEC 60112	≥175 <400
Flammability rating according to UL 94	V0

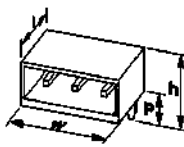
Material data – actuating element

Color ()	()
-----------	-----

Notes

Notes on operation	In accordance with IEC 61984, COMBICON connectors have no switching power (COC). During designated use, they must not be plugged in or disconnected when carrying voltage or under load.
--------------------	--

Dimensions

Dimensional drawing	
Pitch	15 mm
Width [w]	99.4 mm
Height [h]	33.1 mm
Length [l]	38 mm
Installed height	28.5 mm
Solder pin length [P]	4.6 mm

PCB design

Pin spacing	11.00 mm
-------------	----------

Mechanical tests

Test for conductor damage and slackening

Specification	IEC 60999-1:1999-11
Result	Test passed

Pull-out test

PC 35 HC/ 5-GF-15,00 - PCB header



1762770

<https://www.phoenixcontact.com/de/produkte/1762770>

Specification	IEC 60999-1:1999-11
Conductor cross section/conductor type/tractive force setpoint/actual value	0.5 mm ² / solid / > 20 N
	0.5 mm ² / flexible / > 20 N
	35 mm ² / stranded / > 190 N
	35 mm ² / flexible / > 190 N

Insertion and withdrawal forces

Result	Test passed
No. of cycles	50
Insertion strength per pos. approx.	15 N
Withdraw strength per pos. approx.	11 N

Torque test

Specification	IEC 60999-1:1999-11
---------------	---------------------

Contact holder in insert

Specification	IEC 60512-8:1993-01
Contact holder in insert Requirements >20 N	Test passed

Resistance of inscriptions

Specification	IEC 60068-2-70:1995-12
Result	Test passed

Polarization and coding

Specification	IEC 60512-7:1993-08 (Polarization)
Result	Test passed

Visual inspection

Specification	IEC 60512-1-1:2002-02
Result	Test passed

Dimension check

Specification	IEC 60512-1-2:2002-02
Result	Test passed

Electrical tests

Thermal test | Test group C

Specification	IEC 60512-5-1:2002-02
Tested number of positions	6

Insulation resistance

Specification	IEC 60512-3-1:2002-02
Insulation resistance, neighboring positions	10 ¹² Ω

Air clearances and creepage distances |

Specification	IEC 60664-1:2007-04
Insulating material group	IIIa

1762770

<https://www.phoenixcontact.com/de/produkte/1762770>

Comparative tracking index (IEC 60112)	CTI ≥ 175 to < 400
Rated insulation voltage (III/3)	1000 V
Rated surge voltage (III/3)	8 kV
minimum clearance value - non-homogenous field (III/3)	8 mm
minimum creepage distance (III/3)	16 mm
Rated insulation voltage (III/2)	1000 V
Rated surge voltage (III/2)	8 kV
minimum clearance value - non-homogenous field (III/2)	8 mm
minimum creepage distance (III/2)	10 mm
Rated insulation voltage (II/2)	1000 V
Rated surge voltage (II/2)	6 kV
minimum clearance value - non-homogenous field (II/2)	5.5 mm
minimum creepage distance (II/2)	10 mm

Environmental and real-life conditions

Vibration test

Specification	IEC 60068-2-6:1995-03
Frequency	10 - 150 - 10 Hz
Sweep speed	1 octave/min
Amplitude	0.35 mm (10 Hz ... 60.1 Hz)
Sweep speed	5g (60.1 Hz ... 150 Hz)
Test duration per axis	2.5 h

Durability test

Specification	IEC 60512-5:1992-08
Impulse withstand voltage at sea level	9.8 kV
Contact resistance R_1	0.12 m Ω
Contact resistance R_2	0.15 m Ω
Insertion/withdrawal cycles	50

Climatic test

Specification	ISO 6988:1985-02
Corrosive stress	0.2 dm ³ SO ₂ on 300 dm ³ /40 °C/1 cycle
Thermal stress	100 °C/168 h
Power-frequency withstand voltage	4.26 kV

Shocks

Specification	IEC 61373:1999-01
Pulse shape	Semi-sinusoidal
Acceleration	30g
Shock duration	18 ms
Test directions	X-, Y- and Z-axis (pos. and neg.)

Ambient conditions

Ambient temperature (operation)	-40 °C ... 100 °C (dependent on the derating curve)
---------------------------------	---

PC 35 HC/ 5-GF-15,00 - PCB header



1762770

<https://www.phoenixcontact.com/de/produkte/1762770>

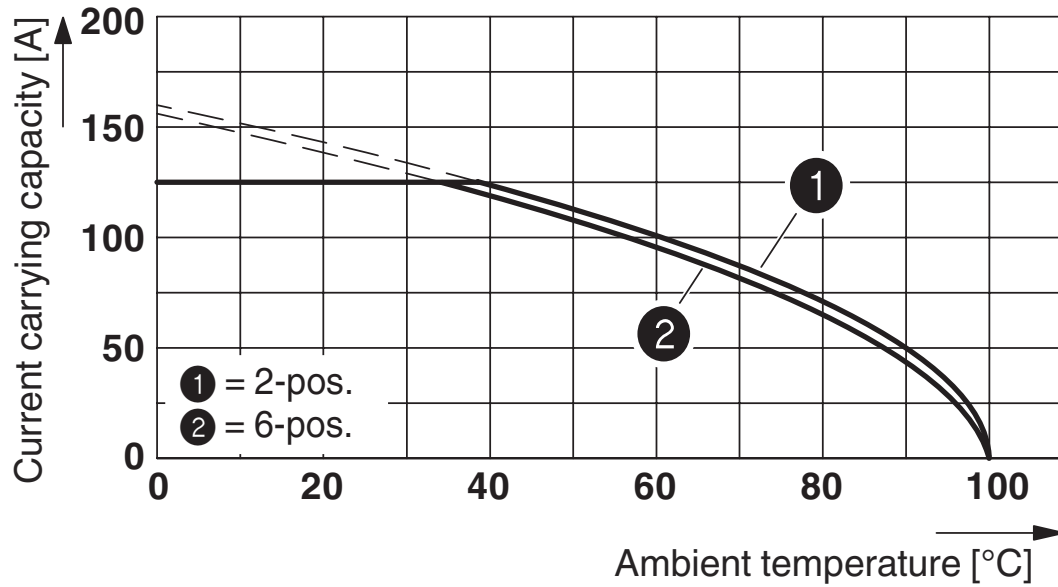
Ambient temperature (storage/transport)	-40 °C ... 70 °C
Relative humidity (storage/transport)	30 % ... 70 %
Ambient temperature (assembly)	-5 °C ... 100 °C

Packaging specifications

Type of packaging	packed in cardboard
-------------------	---------------------

Drawings

Diagram



Type: PC 35 HC/...-STF-15,00 with PC 35 HC/...-GF-15,00


PC 35 HC/ 5-GF-15,00 - PCB header




1762770


<https://www.phoenixcontact.com/de/produkte/1762770>

Approvals

 IECEE CB Scheme Approval ID: DE1-63848				
	Nominal Voltage U_N	Nominal Current I_N	Cross Section AWG	Cross Section mm^2
	1000 V	125 A	-	-

 EAC Approval ID: B.01687				
--	--	--	--	--

 cULus Recognized Approval ID: E60425-20101007				
	Nominal Voltage U_N	Nominal Current I_N	Cross Section AWG	Cross Section mm^2
Use group B	600 V	115 A	-	-
Use group C	600 V	115 A	-	-

 VDE Gutachten mit Fertigungsüberwachung Approval ID: 40039053				
	Nominal Voltage U_N	Nominal Current I_N	Cross Section AWG	Cross Section mm^2
	1000 V	125 A	-	-

PC 35 HC/ 5-GF-15,00 - PCB header



1762770

<https://www.phoenixcontact.com/de/produkte/1762770>

Classifications

ECLASS

ECLASS-9.0	27440402
ECLASS-10.0.1	27440402
ECLASS-11.0	27460201

ETIM

ETIM 8.0	EC002637
----------	----------

UNSPSC

UNSPSC 21.0	39121400
-------------	----------

PC 35 HC/ 5-GF-15,00 - PCB header



1762770

<https://www.phoenixcontact.com/de/produkte/1762770>

Environmental Product Compliance

China RoHS	Environmentally friendly use period: unlimited = EFUP-e
	No hazardous substances above threshold values

PC 35 HC/ 5-GF-15,00 - PCB header

1762770

<https://www.phoenixcontact.com/de/produkte/1762770>

Accessories

CP-HC - Coding profile

1686478

<https://www.phoenixcontact.com/de/produkte/1686478>



Coding profile, 4 coding profiles per strip, for insertion in coding keyways

DFK-PC 35-SS - Screw

1700368

<https://www.phoenixcontact.com/de/produkte/1700368>



Flange screw for PC 35... connectors

PC 35 HC/ 5-GF-15,00 - PCB header

1762770

<https://www.phoenixcontact.com/de/produkte/1762770>



SK 10,0 WH:REEL - Marker strip

0812188

<https://www.phoenixcontact.com/de/produkte/0812188>



Marker strip, Roll, white, unlabeled, can be labeled with: THERMOMARK E.300 (D)/600 (D), THERMOMARK ROLL 2.0, THERMOMARK ROLL, THERMOMARK ROLL X1, THERMOMARK ROLLMASTER 300/600, THERMOMARK X1.2, mounting type: adhesive, for terminal block width: 90000 mm, lettering field size: continuous x 10 mm, Number of individual labels: 54000

PC 35 HC/ 5-STF-15,00 - PCB connector

1762628

<https://www.phoenixcontact.com/de/produkte/1762628>



PCB connector, nominal cross section: 35 mm², color: green, nominal current: 125 A, rated voltage (III/2): 1000 V, contact surface: Silver, type of contact: Female connector, number of potentials: 5, number of rows: 1, number of positions: 5, number of connections: 5, product range: PC 35 HC/...-STF, pitch: 15 mm, connection method: Screw connection with tension sleeve, screw head form: L Slotted, conductor/PCB connection direction: 0 °, locking clip: - without locking clip, plug-in system: COMBICON PC 35, locking: Screw locking, mounting: Screw flange, type of packaging: packed in cardboard

Phoenix Contact 2023 © - all rights reserved
<https://www.phoenixcontact.com>

PHOENIX CONTACT Deutschland GmbH
Flachsmarktstraße 8
D-32825 Blomberg
+49 52 35/3-1 20 00
info@phoenixcontact.de