

1746741-6 ✓ ACTIVE

RITS | RITS Socket Connectors

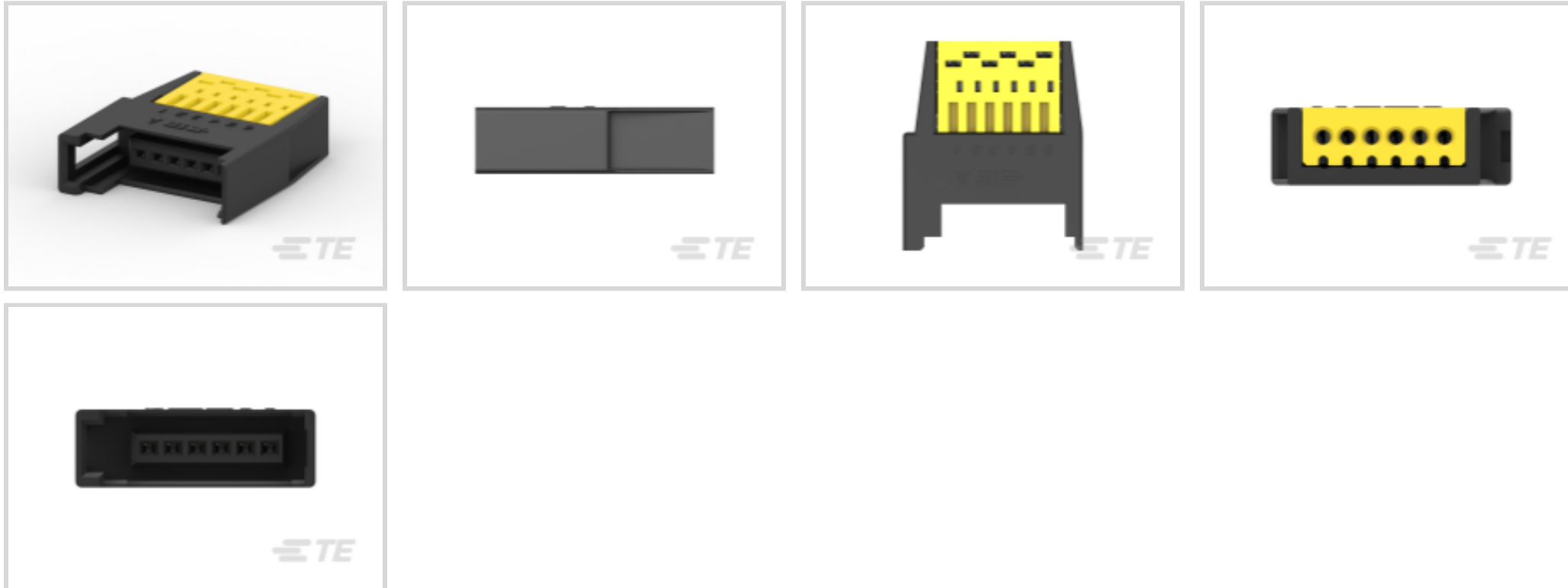
TE Internal #: 1746741-6

Standard Rectangular Connectors, Connector Assembly,
Receptacle, Mating Alignment, Polarization Mating Alignment
Type, RITS Socket Connectors

[View on TE.com >](#)



Connectors > Rectangular Connectors > Standard Rectangular Connectors



Connector Product Type: **Connector Assembly**

Connector & Housing Type: **Receptacle**

Mating Alignment: **With**

Mating Alignment Type: **Polarization**

Mating Retention: **With**

Features

Product Type Features

Connector Product Type	Connector Assembly
Connector & Housing Type	Receptacle
Connector System	Wire-to-Board, Wire-to-Wire
Sealable	No
Connector & Contact Terminates To	Wire & Cable

Configuration Features

Contacts Preloaded	Yes
Number of Positions	6
Number of Rows	1

Electrical Characteristics

Operating Voltage	32 VDC
-------------------	--------

Contact Features

Contact Layout	Inline
Contact Type	Socket



Wire Contact Termination Area Plating Material	Gold
Contact Underplating Material	Nickel
Contact Mating Area Plating Material	Gold
Contact Retention Within Housing	Without
Contact Current Rating (Max)	3 A

Termination Features

Termination Method to Wire & Cable	Crimp
------------------------------------	-------

Mechanical Attachment

PCB Mount Alignment	Without
PCB Mount Retention	Without
Mating Alignment	With
Mating Alignment Type	Polarization
Mating Retention	With
Mating Retention Type	Latch
Connector Mounting Type	Cable Mount (Free-Hanging)

Housing Features

Housing Material	Thermoplastic GF
Housing Color	Yellow
Centerline (Pitch)	2 mm[.079 in]

Dimensions

Connector Height	23 mm[.905 in]
Product Width	8.6 mm[.338 in]
Product Length	19.8 mm[.779 in]
Compatible Insulation Diameter Range	1 – 1.5 mm[.039 – .059 in]

Usage Conditions

Operating Temperature Range	-30 – 75 °C[-22 – 167 °F]
-----------------------------	---------------------------

Operation/Application

Halogen Free	Yes
Shielded	No
Circuit Application	Signal

Identification Marking

Circuit Identification Feature	Without
--------------------------------	---------



Industry Standards

Glow Wire Rating	Standard Part - Not Glow Wire
UL Flammability Rating	UL 94V-0

Packaging Features

Packaging Quantity	24
Packaging Method	Tube

Product Compliance

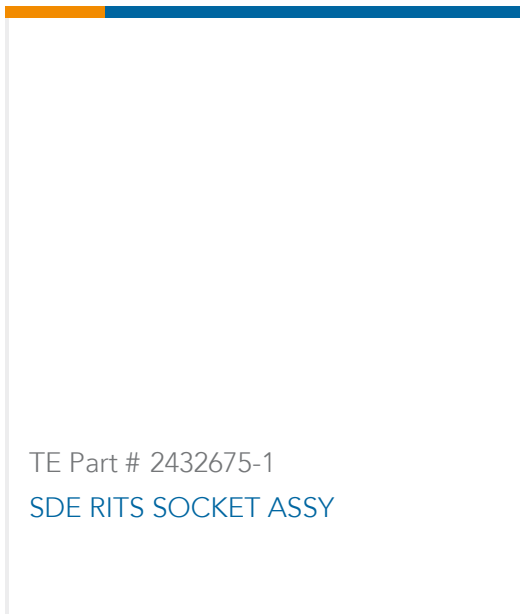


[For compliance documentation, visit the product page on TE.com>](#)

EU RoHS Directive 2011/65/EU	Compliant
EU ELV Directive 2000/53/EC	Compliant
China RoHS 2 Directive MIIT Order No 32, 2016	No Restricted Materials Above Threshold
EU REACH Regulation (EC) No. 1907/2006	Current ECHA Candidate List: JUNE 2024 (241) Candidate List Declared Against: JAN 2024 (240) Does not contain REACH SVHC
Halogen Content	Not Low Halogen - contains Br or Cl > 900 ppm.
Solder Process Capability	Not applicable for solder process capability

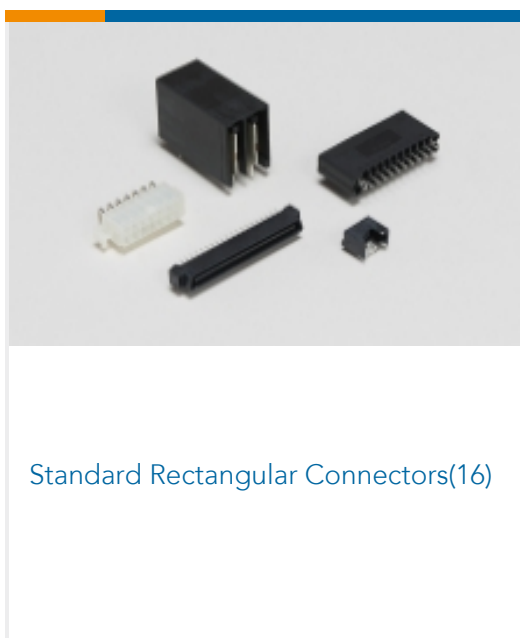
Product Compliance Disclaimer

This information is provided based on reasonable inquiry of our suppliers and represents our current actual knowledge based on the information they provided. This information is subject to change. The part numbers that TE has identified as EU RoHS compliant have a maximum concentration of 0.1% by weight in homogenous materials for lead, hexavalent chromium, mercury, PBB, PBDE, DBP, BBP, DEHP, DIBP, and 0.01% for cadmium, or qualify for an exemption to these limits as defined in the Annexes of Directive 2011/65/EU (RoHS2). Finished electrical and electronic equipment products will be CE marked as required by Directive 2011/65/EU. Components may not be CE marked. Additionally, the part numbers that TE has identified as EU ELV compliant have a maximum concentration of 0.1% by weight in homogenous materials for lead, hexavalent chromium, and mercury, and 0.01% for cadmium, or qualify for an exemption to these limits as defined in the Annexes of Directive 2000/53/EC (ELV). Regarding the REACH Regulation, the information TE provides on SVHC in articles for this part number is based on the latest European Chemicals Agency (ECHA) 'Guidance on requirements for substances in articles' posted at this URL: <https://echa.europa.eu/guidance-documents/guidance-on-reach>

Compatible Parts



Also in the Series | RITS Socket Connectors



Customers Also Bought





Documents

Product Drawings

[RITS CONN. SOCKET ASSY 6P YELLOW](#)

English

CAD Files

[3D PDF](#)

3D

Customer View Model

[ENG_CVM_CVM_1746741-6_A.3d_igs.zip](#)

English

Customer View Model

[ENG_CVM_CVM_1746741-6_A.2d_dxf.zip](#)

English

Customer View Model

[ENG_CVM_CVM_1746741-6_A.3d_stp.zip](#)

English

By downloading the CAD file I accept and agree to the [Terms and Conditions](#) of use.

Product Specifications

[Product Specification](#)

Japanese

Instruction Sheets

[Instruction Sheet \(non U.S.\)](#)

Japanese

[RITS Connector Interconnection System/e-CON Connector](#)

Japanese

[Instruction Sheet \(non U.S.\)](#)

Japanese

[HAND TOOL FOR RITS PLUG SOCKET ASSEMBLY](#)

Japanese