

1743221-1 ✓ ACTIVE

[Positive Lock](#) | [Positive Lock 250](#)

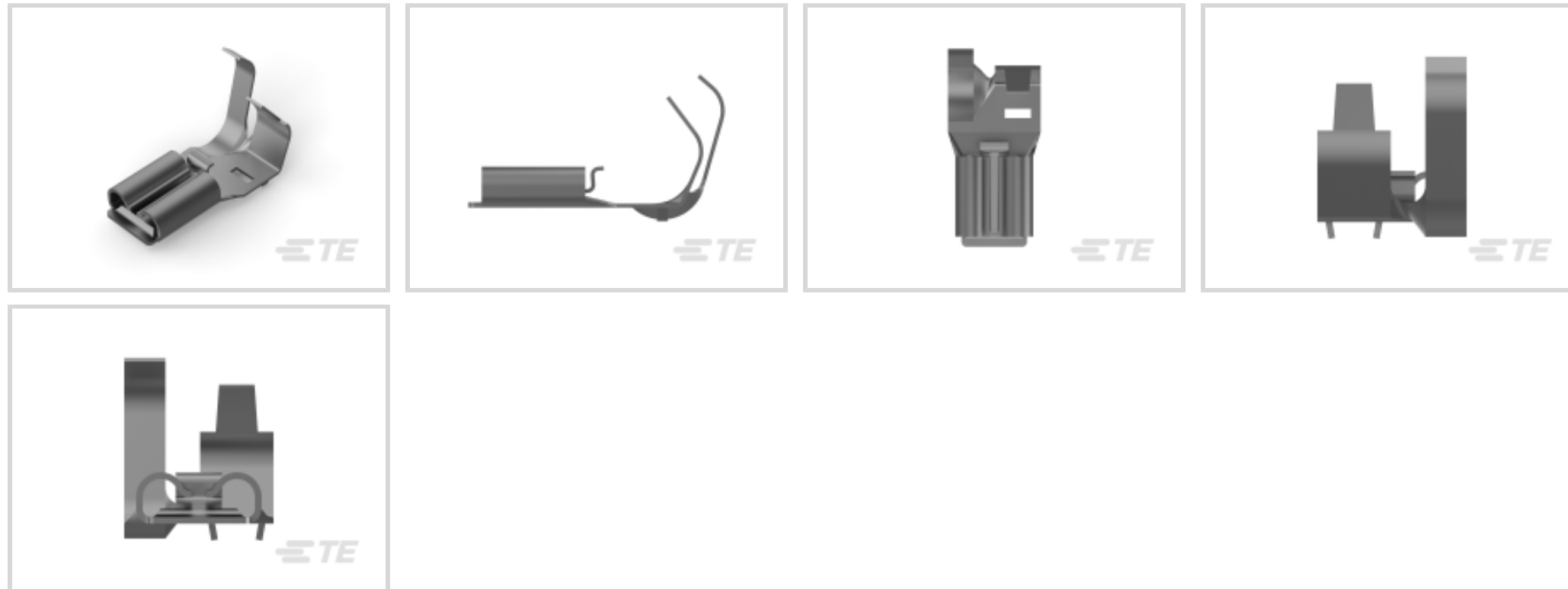
TE Internal #: 1743221-1

Quick Disconnects, Receptacle, 18 – 12 AWG Wire Size, .82 – 3.31 mm² Wire Size, Flag, Brass, Pre-Tin Plating, Reel, F-Crimp, Open, Positive Lock 250

[View on TE.com >](#)



Terminals & Splices > Quick Disconnects



Quick Disconnect Terminal Type: **Receptacle**

Wire Size: **.82 – 3.31 mm²**

Terminal Orientation: **Flag**

Contact Base Material: **Brass**

Features

Contact Features

Quick Disconnect Terminal Type	Receptacle
Terminal Orientation	Flag
Contact Base Material	Brass
Terminal Plating Material	Pre-Tin
Crimp Type	F-Crimp
Barrel Type	Open

Mechanical Attachment

Wire Insulation Support	With
-------------------------	------

Dimensions

Terminal Material Thickness	.4 mm[.016 in]
Compatible Insulation Diameter Range	2.79 – 4.06 mm[.11 – .16 in]
Wire Size	.82 – 3.31 mm ²

Usage Conditions

Insulation Option	Uninsulated
-------------------	-------------



Packaging Features

Packaging Quantity	3500
Packaging Method	Reel

Product Compliance

[For compliance documentation, visit the product page on TE.com>](#)

EU RoHS Directive 2011/65/EU	Compliant
EU ELV Directive 2000/53/EC	Compliant
China RoHS 2 Directive MIIT Order No 32, 2016	No Restricted Materials Above Threshold
EU REACH Regulation (EC) No. 1907/2006	Current ECHA Candidate List: JUNE 2023 (235) Candidate List Declared Against: JUNE 2023 (235) Does not contain REACH SVHC
Halogen Content	Low Halogen - Br, Cl, F, I < 900 ppm per homogenous material. Also BFR/CFR/PVC Free
Solder Process Capability	Not applicable for solder process capability

Product Compliance Disclaimer

This information is provided based on reasonable inquiry of our suppliers and represents our current actual knowledge based on the information they provided. This information is subject to change. The part numbers that TE has identified as EU RoHS compliant have a maximum concentration of 0.1% by weight in homogenous materials for lead, hexavalent chromium, mercury, PBB, PBDE, DBP, BBP, DEHP, DIBP, and 0.01% for cadmium, or qualify for an exemption to these limits as defined in the Annexes of Directive 2011/65/EU (RoHS2). Finished electrical and electronic equipment products will be CE marked as required by Directive 2011/65/EU. Components may not be CE marked. Additionally, the part numbers that TE has identified as EU ELV compliant have a maximum concentration of 0.1% by weight in homogenous materials for lead, hexavalent chromium, and mercury, and 0.01% for cadmium, or qualify for an exemption to these limits as defined in the Annexes of Directive 2000/53/EC (ELV). Regarding the REACH Regulation, the information TE provides on SVHC in articles for this part number is based on the latest European Chemicals Agency (ECHA) 'Guidance on requirements for substances in articles' posted at this URL: <https://echa.europa.eu/guidance-documents/guidance-on-reach>

Compatible Parts



TE Part # 175057-2
250 PL EX FLAG REC. 18-12AWG PTBR



TE Part # 173722-1
187 PL EX REC. 26-20AWG PTBR



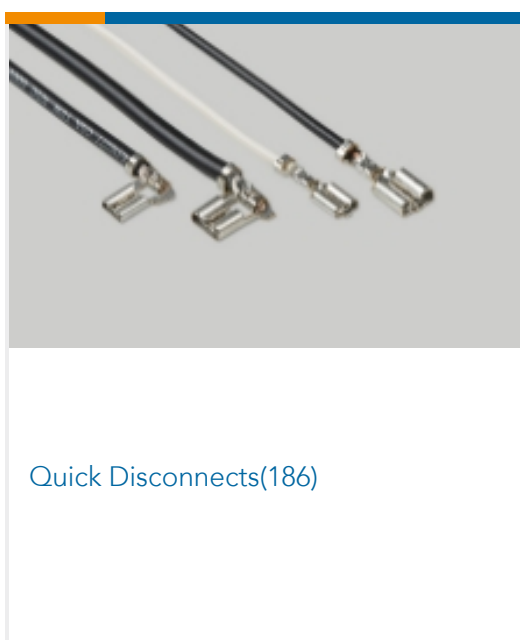
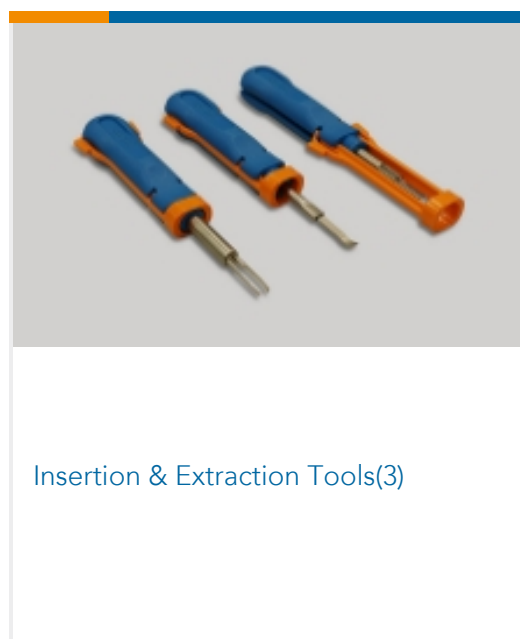
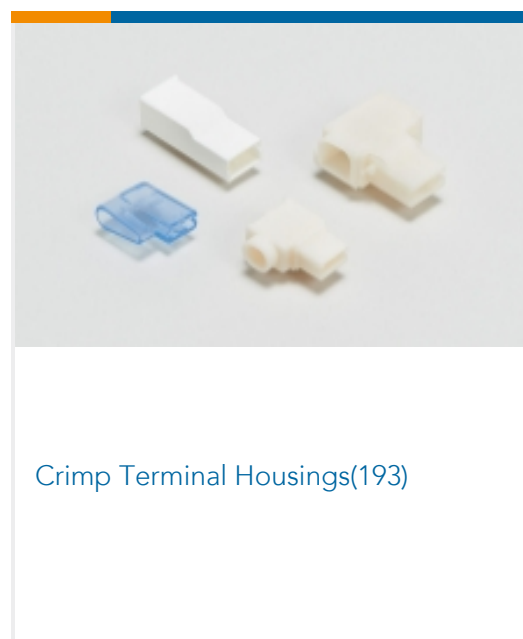
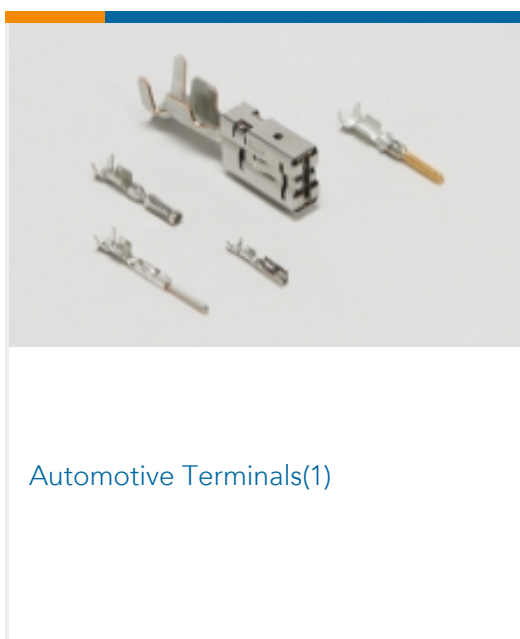
TE Part # 175019-1
187 PL EX FLAG REC. 22-16AWG PTBR



TE Part # 175193-1
187 PL EX FLAG REC. 22-16AWG PTBR



Also in the Series | **Positive Lock 250**



Customers Also Bought



TE Part #917701-1
2.5 SIGNAL DBL LOCK DLP 5P



TE Part #5-179938-1
AMP POWER DBL LOCK PLUG HSG 3P (GWT)



TE Part #5-179463-1
Glow Wire Power Double Lock Cap



TE Part #179464-6
AMP POWER DBL LOCK CAP HSG 3P



TE Part #1743165-5
POSITIVE LOCK 250 RECEPTACLE



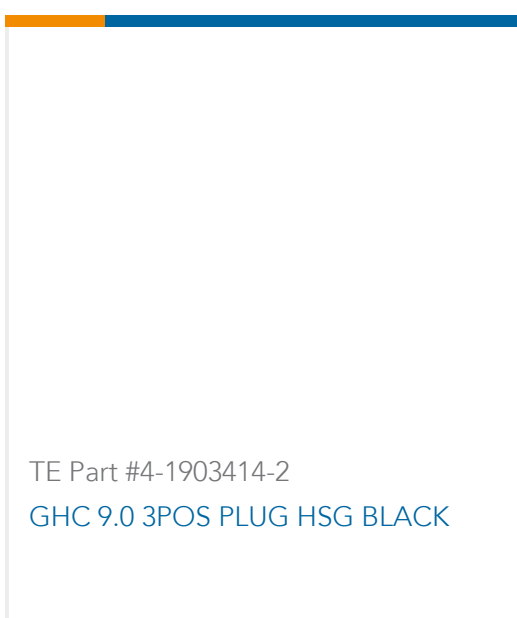
TE Part #1743728-1
FG TERMINAL



TE Part #2-1743068-1
187 HSG. PL MKII REC. 5mm 3P NAT



TE Part #3-2005820-9
CLUSTER BLOCK 3P SLIM HSG(GWT)



TE Part #4-1903414-2
GHC 9.0 3POS PLUG HSG BLACK

Documents

Product Drawings

[250 PL EX FLAG REC. 18-12AWG PTBR](#)

English

CAD Files

[3D PDF](#)

3D

Customer View Model

[ENG_CVM_CVM_1743221-1_A.2d_dxf.zip](#)

English

Customer View Model

[ENG_CVM_CVM_1743221-1_A.3d_igs.zip](#)

English

Customer View Model

[ENG_CVM_CVM_1743221-1_A.3d_stp.zip](#)

English

By downloading the CAD file I accept and agree to the [Terms and Conditions](#) of use.

Product Specifications



Application Specification

English