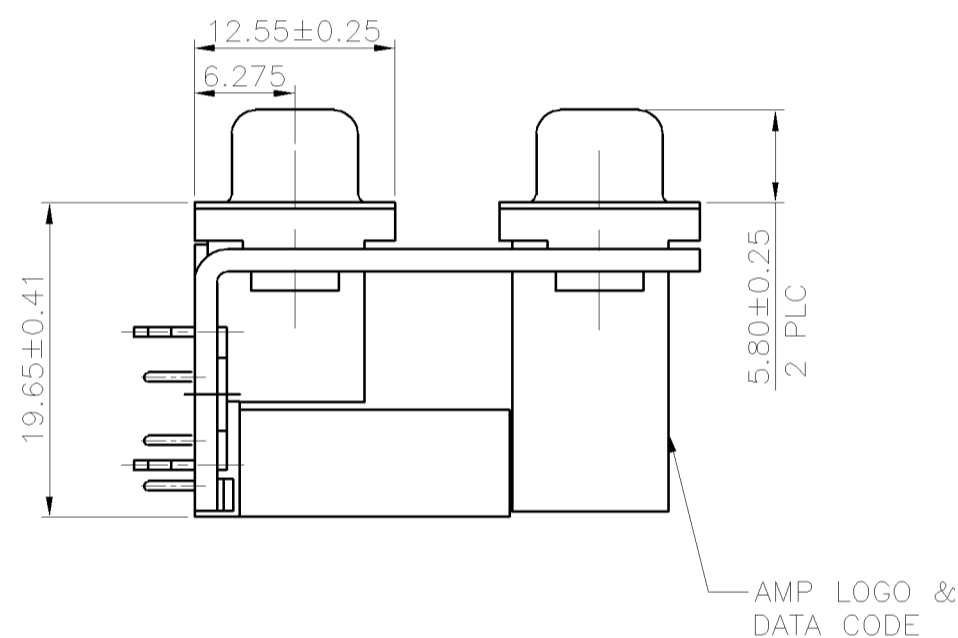
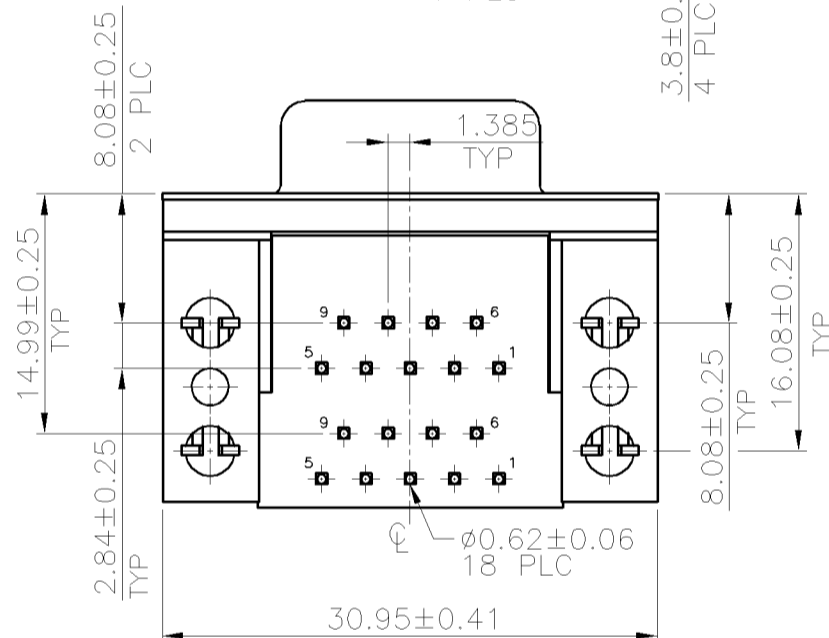
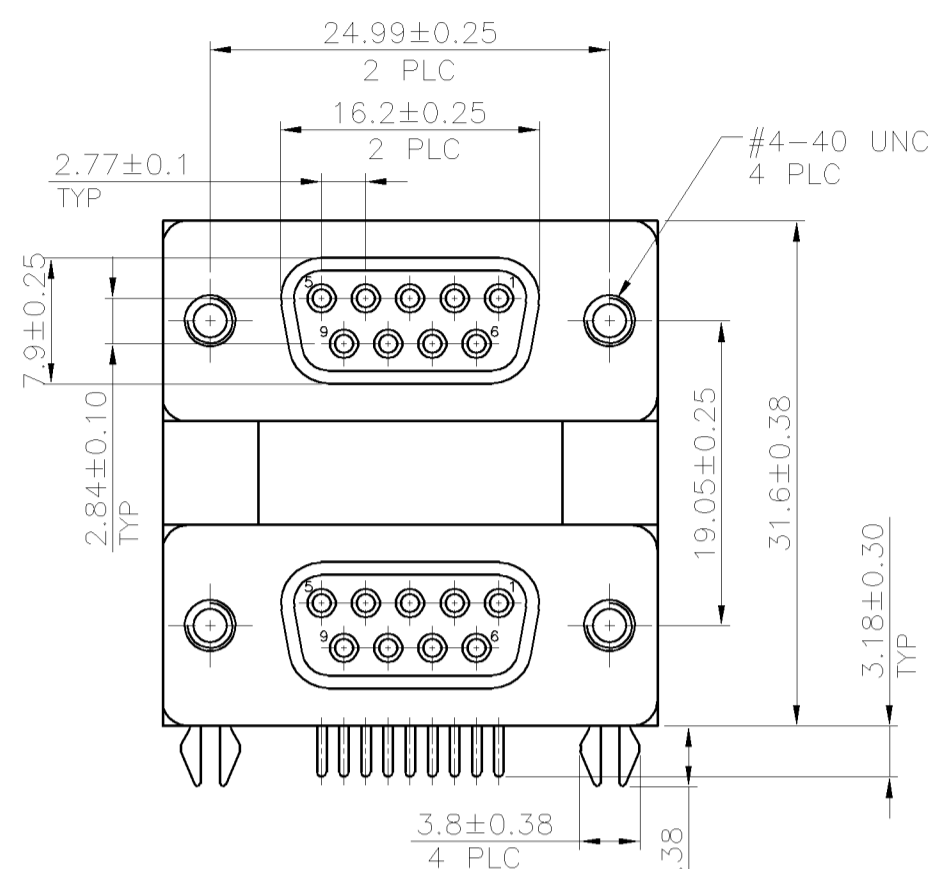


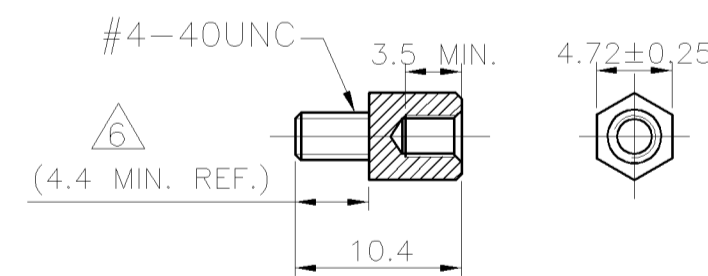
THIS DRAWING IS UNPUBLISHED. RELEASED FOR PUBLICATION
 © COPYRIGHT BY TYCO ELECTRONICS CORPORATION. ALL RIGHTS RESERVED.

LOC	DIST	REVISIONS			
P	LTR	DESCRIPTION	DATE	DWN	APVD
DW	—	A	RELEASED	06JUN07	JL WK

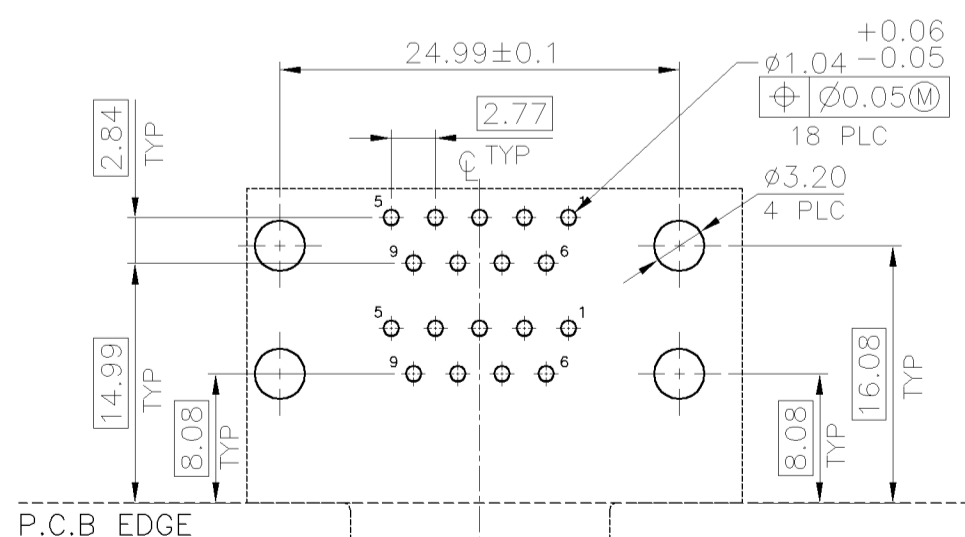


NOTES:

- MATERIAL:
 HOUSING: THERMOPLASTIC(PBT) UL94V-0, BLACK COLOR.
 CONTACTS: PHOSPHOR BRONZE.
 BOARD LOCK: BRASS.
 RIVET: BRASS.
 SHELL: STEEL.
 BRACKET: BRASS.
 - FINISH:
 CONTACT: GOLD FLASH PLATED ON CONTACT AREA
 2.54um[100u"] MIN. BRIGHT TIN PLATED ON SOLDER TAIL,
 1.27um[50u"] MIN. NICKEL UNDERPLATED OVERALL.
 BOARDLOCK: 1.524um[60u"] MIN. BRIGHT TIN PLATED OVERALL.
 1.27um[50u"] MIN. NICKEL UNDERPLATED OVERALL.
 RIVET: 1.524um[60u"] MIN. BRIGHT TIN PLATED OVERALL.
 1.27um[50u"] MIN. NICKEL UNDERPLATED OVERALL.
 SHELL: 1.524um[60u"] MIN. BRIGHT TIN PLATED OVERALL.
 BRACKET: 2.54um[100u"] MIN. BRIGHT TIN PLATED OVERALL.
 1.27um[50u"] MIN. NICKEL UNDERPLATED OVERALL.
 - WAVE SOLDER CAPABLE TO 260°C PER TEST SPEC.
 109-202, CONDITION B.
 - RECOMMENDED PCB THICKNESS: 1.6mm
 - THREADED INSERTS AND SCREWLOCKS MUST WITHSTAND
 5 kg-cm MAX. TORQUE.
- △ RECOMMENDED SCREW LENGTH 4.4mm MIN.



THIS PRODUCT EQUIPPED WITH NO SCREW
 RECOMMENDED OUTSOURCING SCREW TYPE



P.C.B LAYOUT(TOP VIEW)

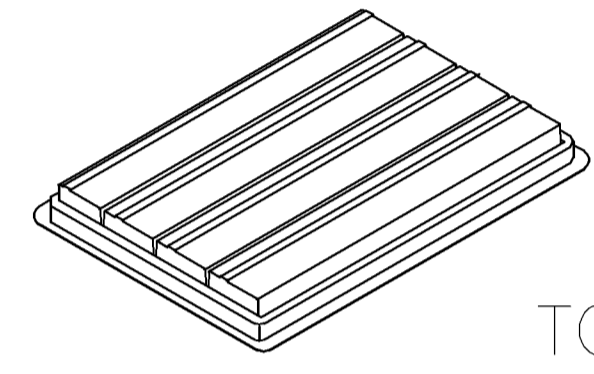
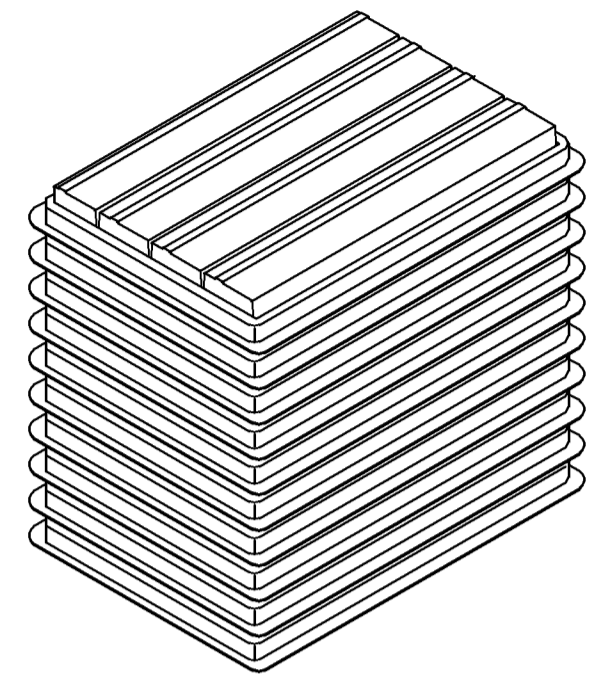
Tolerance: ±0.05

1734869-1
 PART NUMBER

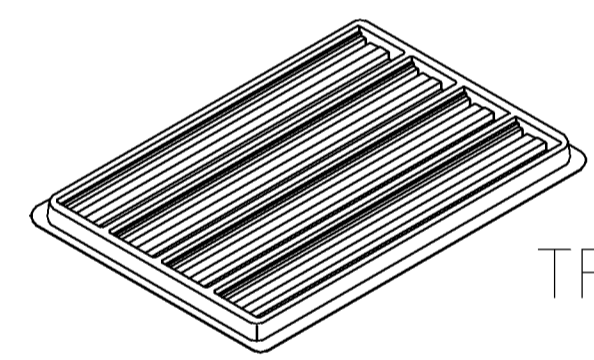
THIS DRAWING IS A CONTROLLED DOCUMENT.		DWN J. LEE 06JUN2007	tyco Tyco Electronics Corporation	
DIMENSIONS: MM		CHK S. HOU 06JUN2007	Electronics Taipei, Taiwan	
TOLERANCES UNLESS OTHERWISE SPECIFIED:		APVD W.J. KE 06JUN2007	NAME	
0 PLC ± 0.5		PRODUCT SPEC	STACKED ASSY, 9 POS RCPT OVER 9 POS RCPT, .750 STACK HEIGHT, AMPLIMTE	
1 PLC ± 0.3		108-57517	RESTRICTED TO	
2 PLC ± 0.2		QUALIFICATION TEST REPORT	SIZE	CAGE CODE
3 PLC ± 0.15		501-57590	DRAWING NO	
4 PLC ± -		WEIGHT 22.8 GRAM	A3 00779 C-1734869	
ANGLES ± 3°		CUSTOMER DRAWING	SCALE -	SHEET 1 OF 2
MATERIAL SEE NOTE		FINISH SEE NOTE		REV A

THIS DRAWING IS UNPUBLISHED. RELEASED FOR PUBLICATION
 © COPYRIGHT BY TYCO ELECTRONICS CORPORATION. ALL RIGHTS RESERVED.

LOC	DIST	REVISIONS			
P	LTR	DESCRIPTION	DATE	DWN	APVD
		SEE SHEET 1.			

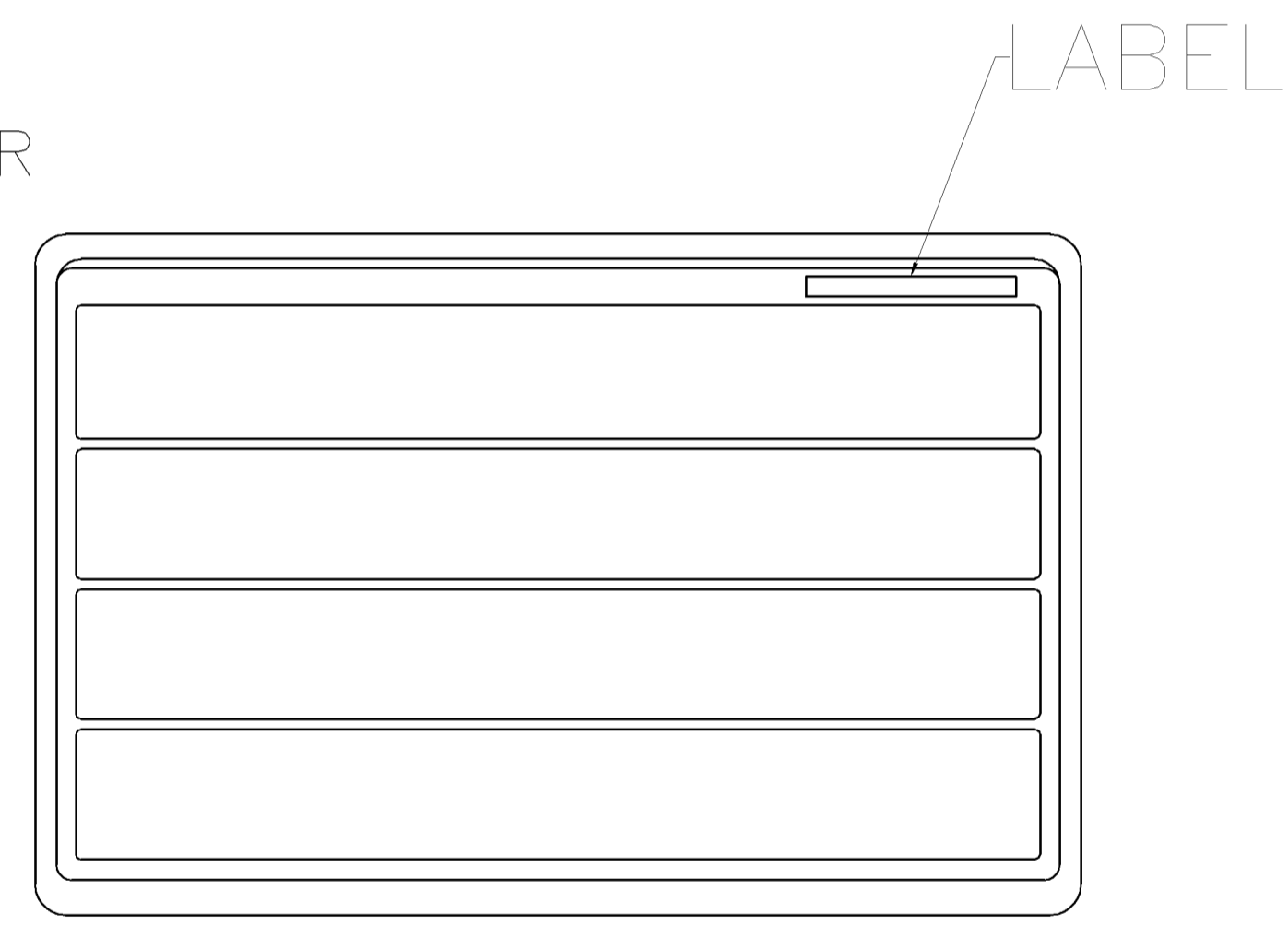


TOP COVER

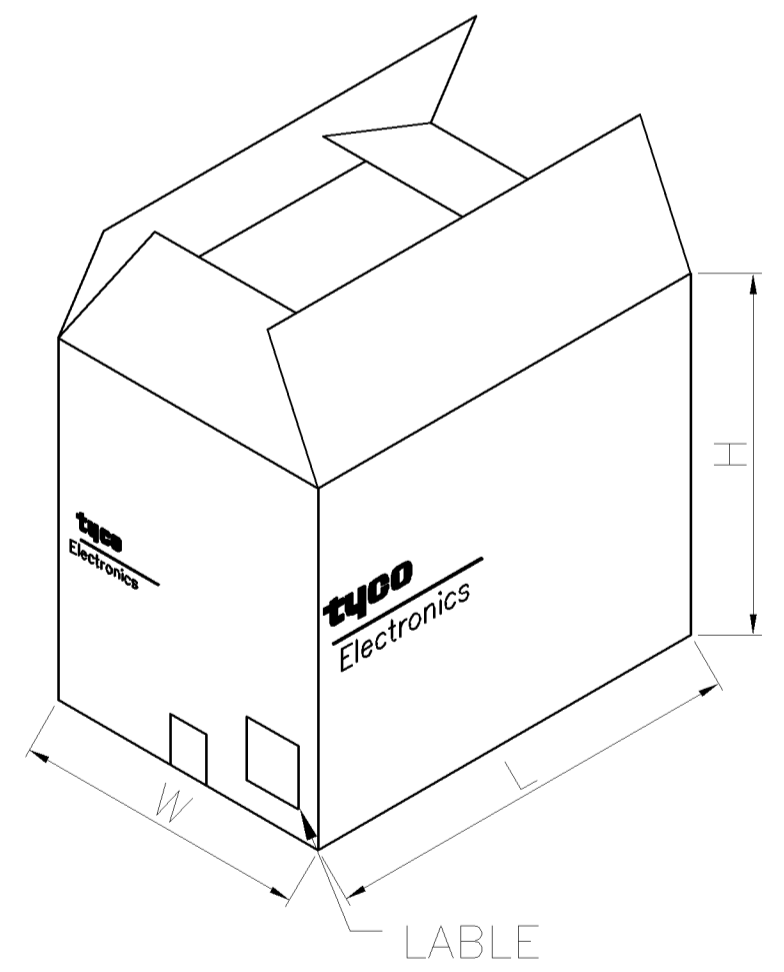


TRAY

- NOTES:
- DIMENSION:
 TRAY: L=310, W=210, H=28
 SHIPPING CARTON: L=335, W=230, H=280
 - QUANTITY:
 36 PCS/TRAY
 10 TRAY/SHIPPING BOX(360PCS)
 - WEIGHT:
 NET WEIGHT: 8.2KG
 GROSS WEIGHT: 9.7KG



TRAY LAYOUT



LABLE

CARTON

THIS DRAWING IS A CONTROLLED DOCUMENT.		DWN J. LEE 06JUN2007	tyco Tyco Electronics Corporation													
DIMENSIONS: MM		CHK S. HOU 06JUN2007	Electronics Taipei, Taiwan													
TOLERANCES UNLESS OTHERWISE SPECIFIED:		APVD W.J. KE 06JUN2007	NAME													
<table border="1"> <tr><td>0 PLC</td><td>± -</td></tr> <tr><td>1 PLC</td><td>± -</td></tr> <tr><td>2 PLC</td><td>± -</td></tr> <tr><td>3 PLC</td><td>± -</td></tr> <tr><td>4 PLC</td><td>± -</td></tr> <tr><td>ANGLES</td><td>± -</td></tr> </table>		0 PLC	± -	1 PLC	± -	2 PLC	± -	3 PLC	± -	4 PLC	± -	ANGLES	± -	PRODUCT SPEC	STACKED ASSY, 9 POS RCPT OVER 9 POS RCPT, .750 STACK HEIGHT, AMPLIMTE	
0 PLC	± -															
1 PLC	± -															
2 PLC	± -															
3 PLC	± -															
4 PLC	± -															
ANGLES	± -															
MATERIAL		APPLICATION SPEC	SIZE	RESTRICTED TO												
FINISH		WEIGHT	A3	—												
		CUSTOMER DRAWING	CAGE CODE 00779	DRAWING NO G-1734869												
			SCALE	SHEET												
			—	2 OF 2												
				REV A												