

PCB terminal block - SPT 2,5/ 2-H-5,0-EX



1732386

<https://www.phoenixcontact.com/pc/products/1732386>

Please be informed that the data shown in this PDF document is generated from our Online Catalog. Please find the complete data in the user documentation. Our General Terms of Use for Downloads are valid.



PCB terminal block, nominal current: 23 A, nominal cross section: 2.5 mm², number of potentials: 2, number of rows: 1, number of positions per row: 2, product range: SPT 2,5/..-H-EX, pitch: 5 mm, connection method: Push-in spring connection, mounting: Wave soldering, conductor/PCB connection direction: 0 °, color: green, Pin layout: Linear pinning, Solder pin [P]: 2.5 mm, number of solder pins per potential: 2, type of packaging: packed in cardboard

Your advantages

- Time saving push-in connection, tools not required
- Defined contact force ensures that contact remains stable over the long term
- Clamping space opened by means of fixed screwdriver enables convenient conductor connection
- Operation and conductor connection from one direction enable integration into front of device
- Satisfies the more stringent safety requirements of "Ex e" protection according to IEC 60079-7 for potentially explosive areas
- Two solder pins reduce the mechanical strain on the soldering spots

Commercial Data

Item number	1732386
Packing unit	50 pc
Minimum order quantity	1 pc
Product Key	AAMBFA
Catalog Page	Page 163 (C-1-2013)
GTIN	4046356282925
Weight per Piece (including packing)	2.938 g
Weight per Piece (excluding packing)	2.18 g
Customs tariff number	85369010
Country of origin	PL

PCB terminal block - SPT 2,5/ 2-H-5,0-EX



1732386

<https://www.phoenixcontact.com/pc/products/1732386>

Technical Data

Product properties

Product line	COMBICON Terminals M
Product type	Printed circuit board terminal
Number of positions	2
Pitch	5 mm
Number of connections	2
Number of rows	1
Number of potentials	2
Pin layout	Linear pinning
Solder pins per potential	2

Electrical properties

Nominal current I_N	23 A
Nominal voltage U_N	176 V
Rated current / conductor cross section	23 A/2.5 mm ²
Degree of pollution	3
Rated voltage (III/3)	176 V

Ex data

Ex approval

Identification	0344□ II 2GD / Ex eb IIC Gb
EU-type examination certificate	KEMA 07ATEX0193 U
IECEx certificate	IECEx KEM 07.0057 U

Connection data

Connection technology

Nominal cross section	2.5 mm ²
-----------------------	---------------------

Conductor connection

Connection method	Push-in spring connection
Conductor cross section solid	0.2 mm ² ... 4 mm ²
Conductor cross section flexible	0.2 mm ² ... 2.5 mm ²
Conductor cross section AWG	24 ... 14
Conductor cross section flexible, with ferrule without plastic sleeve	0.25 mm ² ... 2.5 mm ² (Stripping length 8 mm)
Conductor cross section, flexible, with ferrule, with plastic sleeve	0.25 mm ² ... 1.5 mm ² (Stripping length 8 mm)
Stripping length	10 mm

Mounting

Mounting type	Wave soldering
Pin layout	Linear pinning

PCB terminal block - SPT 2,5/ 2-H-5,0-EX

1732386

<https://www.phoenixcontact.com/pc/products/1732386>

Material specifications

Material data - contact

Note	WEEE/RoHS-compliant, free of whiskers according to IEC 60068-2-82/JEDEC JESD 201
Contact material	Cu alloy
Surface characteristics	hot-dip tin-plated
Metal surface terminal point (top layer)	Tin (4 - 8 µm Sn)
Metal surface soldering area (top layer)	Tin (4 - 8 µm Sn)

Material data - housing

Color (Housing)	green (6021)
Insulating material	PA
Insulating material group	I
CTI according to IEC 60112	600
Flammability rating according to UL 94	V0
Glow wire flammability index GWFI according to EN 60695-2-12	850
Glow wire ignition temperature GWIT according to EN 60695-2-13	775
Temperature for the ball pressure test according to EN 60695-10-2	125 °C

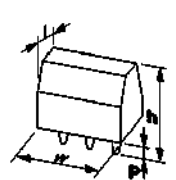
Material data – actuating element

Color ()	()
----------	----

Notes

Note on application	Rated insulation voltage with pitch spacer RZ-SPT 2,5-2,5: 275 V RZ-SPT 2,5-5,0: 440 V
---------------------	--

Dimensions

Dimensional drawing	
Pitch	5 mm
Width [w]	11.4 mm
Height [h]	16 mm
Length [l]	14.4 mm
Installed height	13.5 mm
Solder pin length [P]	2.5 mm

PCB design

Pin spacing	8.2 mm
-------------	--------

Mechanical tests

Connection test

Specification	IEC 60998-2-2:2002-12
Result	Test passed

Test for conductor damage and slackening

Specification	IEC 60998-2-2:2002-12
Result	Test passed

Pull-out test

Specification	IEC 60998-2-2:2002-12
Conductor cross section/conductor type/tractive force setpoint/actual value	0.2 mm ² / solid / > 10 N
	0.2 mm ² / flexible / > 10 N
	4 mm ² / solid / > 60 N
	2.5 mm ² / flexible / > 50 N

Electrical tests

Temperature-rise test

Specification	IEC 60998-2-1:2002-12
Requirement temperature-rise test	Increase in temperature ≤ 45 K

Insulation resistance

Specification	IEC 60998-1:2002-12
Insulation resistance, neighboring positions	10 ⁹ Ω

Air clearances and creepage distances |

Insulating material group	I
Comparative tracking index (IEC 60112)	CTI 600
Rated insulation voltage (III/3)	176 V
minimum clearance value - non-homogenous field (III/3)	3 mm
minimum creepage distance (III/3)	3.2 mm
minimum clearance value - non-homogenous field (III/2)	3 mm
minimum creepage distance (III/2)	3 mm
minimum clearance value - non-homogenous field (II/2)	3 mm
minimum creepage distance (II/2)	3.2 mm

Environmental and real-life conditions

Vibration test

Specification	IEC 60068-2-6:1995-03
Frequency	10 - 150 - 10 Hz
Sweep speed	1 octave/min
Amplitude	0.35 mm (10 Hz ... 60.1 Hz)
Sweep speed	5g (60.1 Hz ... 150 Hz)
Test duration per axis	2.5 h

PCB terminal block - SPT 2,5/ 2-H-5,0-EX



1732386

<https://www.phoenixcontact.com/pc/products/1732386>

Glow-wire test

Specification	IEC 60998-1:2002-12
Temperature	850 °C
Time of exposure	5 s

Ambient conditions

Ambient temperature (operation)	-50 °C ... 110 °C
Ambient temperature (storage/transport)	-40 °C ... 70 °C
Relative humidity (storage/transport)	30 % ... 70 %
Ambient temperature (assembly)	-5 °C ... 100 °C

Packaging specifications

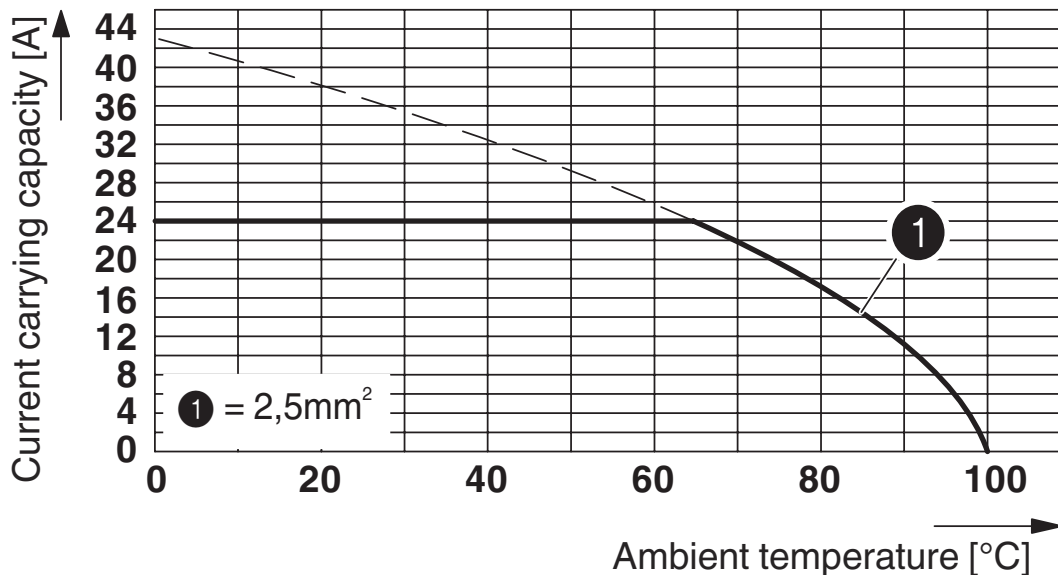
Type of packaging	packed in cardboard
-------------------	---------------------

1732386

<https://www.phoenixcontact.com/pc/products/1732386>

Drawings

Diagram



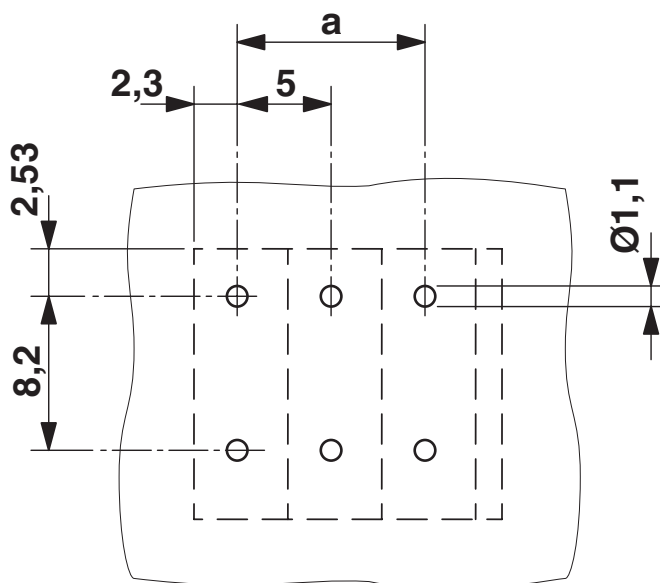
Type: SPT 2,5/5-H-5,0

Test following DIN EN 60512-5-2:2003-01

Reduction factor = 1

No. of positions: 5

Drilling plan/solder pad geometry




PCB terminal block - SPT 2,5/ 2-H-5,0-EX




1732386


<https://www.phoenixcontact.com/pc/products/1732386>

Approvals

 cULus Recognized Approval ID: E60425-20061129				
	Nominal Voltage U_N	Nominal Current I_N	Cross Section AWG	Cross Section mm^2
Use group B	300 V	20 A	24 - 12	-
Use group D	150 V	15 A	24 - 12	-
Use group C	150 V	20 A	24 - 12	-

 ATEX Approval ID: KEMA 07ATEX0193 U	
---	--

 IECEx Approval ID: IECEx KEM 07.0057U	
---	--

 EAC Ex Approval ID: B.00065/19	
--	--

PCB terminal block - SPT 2,5/ 2-H-5,0-EX



1732386

<https://www.phoenixcontact.com/pc/products/1732386>

Classifications

ECLASS

ECLASS-9.0	27440401
ECLASS-10.0.1	27440401
ECLASS-11.0	27460101

ETIM

ETIM 8.0	EC002643
----------	----------

UNSPSC

UNSPSC 21.0	39121400
-------------	----------

PCB terminal block - SPT 2,5/ 2-H-5,0-EX



1732386

<https://www.phoenixcontact.com/pc/products/1732386>

Environmental Product Compliance

China RoHS	Environmentally friendly use period: unlimited = EFUP-e
	No hazardous substances above threshold values

PCB terminal block - SPT 2,5/ 2-H-5,0-EX



1732386

<https://www.phoenixcontact.com/pc/products/1732386>

Accessories

Screwdriver

Screwdriver - SZF 1-0,6X3,5 - 1204517

<https://www.phoenixcontact.com/pc/products/1204517>



Actuation tool, for ST terminal blocks, also suitable for use as a bladed screwdriver, size: 0.6 x 3.5 x 100 mm, 2-component grip, with non-slip grip

Phoenix Contact 2022 © - all rights reserved
<https://www.phoenixcontact.com>

PHOENIX CONTACT GmbH & Co. KG
Flachsmarktstraße 8
D-32825 Blomberg
+49 (0) 5235-3 00
info@phoenixcontact.com