

Header - MC 1,5/ 8-G-3,5-RN - 1731730

Please be informed that the data shown in this PDF Document is generated from our Online Catalog. Please find the complete data in the user's documentation. Our General Terms of Use for Downloads are valid (<http://phoenixcontact.com/download>)

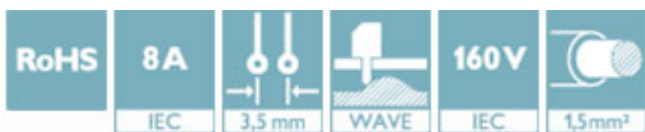
PCB headers, nominal current: 8 A, rated voltage (III/2): 160 V, number of positions: 8, pitch: 3.5 mm, color: green, contact surface: Tin, mounting: Wave soldering



The figure shows a 10-position version of the product

Why buy this product

- Low-profile pin strips with compact pitches
- Plug-in direction parallel and vertical to the PCB
- Individual position coding by inserting coding profiles
- Well-known mounting principle allows worldwide use
- Intuitive locking mechanism prevents accidental disconnection



Key Commercial Data

Packing unit	50 STK
GTIN	
GTIN	4046356159340

Technical data

Dimensions

Length [l]	9.2 mm
Pitch	3.5 mm
Dimension a	24.5 mm
Width [w]	31.6 mm
Constructional height	7.25 mm
Height [h]	10.65 mm
Length of the solder pin	3.4 mm
Pin dimensions	0,8 x 0,8
Hole diameter	1.2 mm

General

Header - MC 1,5/ 8-G-3,5-RN - 1731730

Technical data

General

Range of articles	MC 1,5/...-G-RN
Insulating material group	IIIa
Rated surge voltage (III/3)	2.5 kV
Rated surge voltage (III/2)	2.5 kV
Rated surge voltage (II/2)	2.5 kV
Rated voltage (III/3)	160 V
Rated voltage (III/2)	160 V
Rated voltage (II/2)	250 V
Connection in acc. with standard	EN-VDE
Nominal current I_N	8 A
Maximum load current	8 A
Insulating material	PBT
Flammability rating according to UL 94	V0
Color	green
Number of positions	8

Standards and Regulations

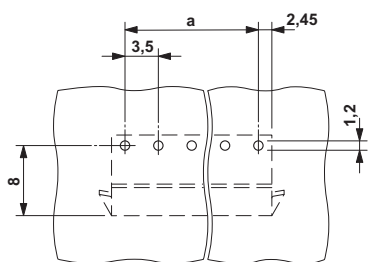
Connection in acc. with standard	EN-VDE
Flammability rating according to UL 94	V0

Environmental Product Compliance

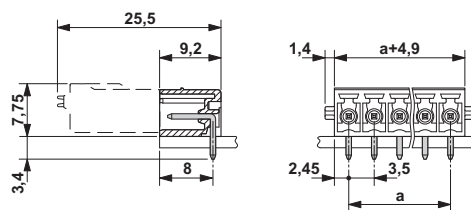
China RoHS	Environmentally friendly use period: unlimited = EFUP-e
	No hazardous substances above threshold values

Drawings

Drilling diagram



Dimensional drawing



Approvals

Approvals

Approvals

VDE Gutachten mit Fertigungsüberwachung / cULus Recognized / IECCE CB Scheme / EAC

Header - MC 1,5/ 8-G-3,5-RN - 1731730

Approvals

Ex Approvals

Approval details

VDE Gutachten mit Fertigungsüberwachung		http://www2.vde.com/de/Institut/Online-Service/VDE-gepruefteProdukte/Seiten/Online-Suche.aspx	40011723
Nominal current IN	8 A		
Nominal voltage UN	160 V		

cULus Recognized		http://database.ul.com/cgi-bin/XYV/template/LISEXT/1FRAME/index.htm	E60425-20110128
	B	D	
Nominal current IN	8 A	8 A	
Nominal voltage UN	300 V	300 V	

IECEE CB Scheme		http://www.iecee.org/	DE1-59621-B1B2
Nominal current IN	8 A		
Nominal voltage UN	160 V		

EAC		B.01742
-----	--	---------

Phoenix Contact 2018 © - all rights reserved
<http://www.phoenixcontact.com>

PHOENIX CONTACT GmbH & Co. KG
 Flachsmarktstr. 8
 32825 Blomberg
 Germany
 Tel. +49 5235 300
 Fax +49 5235 3 41200
<http://www.phoenixcontact.com>