

PCB terminal block - MKDSP 1,5/11 - 1730104

Please be informed that the data shown in this PDF Document is generated from our Online Catalog. Please find the complete data in the user's documentation. Our General Terms of Use for Downloads are valid (<http://phoenixcontact.com/download>)

PCB terminal block, nominal current: 17.5 A, nom. voltage: 400 V, pitch: 5 mm, number of positions: 11, connection method: Screw connection with tension sleeve, mounting: Wave soldering, conductor/PCB connection direction: 0 °, color: green



The figure shows a 10-position version of the product

Why buy this product

- Well-known connection principle allows worldwide use
- Low temperature rise, thanks to maximum contact force
- Allows connection of two conductors
- Quick and convenient testing using integrated test option
- The latching on the side enables various numbers of positions to be combined



Key Commercial Data

Packing unit	50 STK
GTIN	
GTIN	4017918026202

Technical data

Dimensions

Length [l]	11.15 mm
Pitch	5 mm
Dimension a	50 mm
Width [w]	55 mm
Constructional height	13.8 mm
Height [h]	17.3 mm
Solder pin [P]	3.5 mm
Pin dimensions	0,9 x 0,9 mm
Hole diameter	1.3 mm

General

PCB terminal block - MKDSP 1,5/11 - 1730104

Technical data

General

Range of articles	MKDSP 1,5
Insulating material group	I
Rated surge voltage (III/3)	4 kV
Rated surge voltage (III/2)	4 kV
Rated surge voltage (II/2)	4 kV
Rated voltage (III/3)	250 V
Rated voltage (III/2)	400 V
Rated voltage (II/2)	630 V
Connection in acc. with standard	EN-VDE
Nominal current I_N	17.5 A
Nominal cross section	1.5 mm ²
Maximum load current	22 A
Insulating material	PA
Flammability rating according to UL 94	V0
Internal cylindrical gage	A1
Stripping length	7 mm
Number of positions	11
Screw thread	M3
Tightening torque, min	0.5 Nm
Tightening torque max	0.6 Nm

Connection data

Conductor cross section solid min.	0.14 mm ²
Conductor cross section solid max.	2.5 mm ²
Conductor cross section flexible min.	0.14 mm ²
Conductor cross section flexible max.	1.5 mm ²
Conductor cross section flexible, with ferrule without plastic sleeve min.	0.25 mm ²
Conductor cross section flexible, with ferrule without plastic sleeve max.	1.5 mm ²
Conductor cross section flexible, with ferrule with plastic sleeve min.	0.25 mm ²
Conductor cross section flexible, with ferrule with plastic sleeve max.	1.5 mm ²
Conductor cross section AWG min.	26
Conductor cross section AWG max.	14
2 conductors with same cross section, solid min.	0.14 mm ²
2 conductors with same cross section, solid max.	1 mm ²
2 conductors with same cross section, stranded min.	0.14 mm ²
2 conductors with same cross section, stranded max.	0.75 mm ²
2 conductors with same cross section, stranded, ferrules without plastic sleeve, min.	0.25 mm ²
2 conductors with same cross section, stranded, ferrules without plastic sleeve, max.	0.5 mm ²
2 conductors with same cross section, stranded, TWIN ferrules with plastic sleeve, min.	0.5 mm ²

PCB terminal block - MKDSP 1,5/11 - 1730104

Technical data

Connection data

2 conductors with same cross section, stranded, TWIN ferrules with plastic sleeve, max.	1 mm ²
-----------------------------------------------------------------------------------------	-------------------

Standards and Regulations

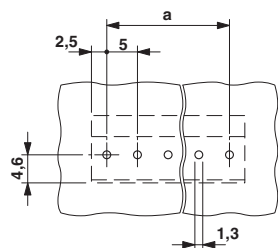
Connection in acc. with standard	EN-VDE
	CSA
Flammability rating according to UL 94	V0

Environmental Product Compliance

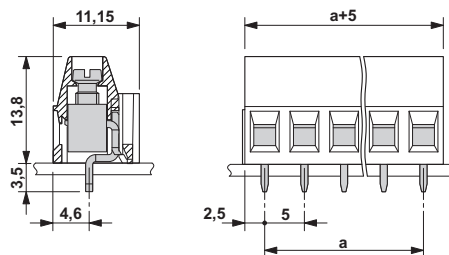
China RoHS	Environmentally Friendly Use Period = 50
	For details about hazardous substances go to tab "Downloads", Category "Manufacturer's declaration"

Drawings

Drilling diagram



Dimensional drawing



Approvals

Approvals

Approvals

CSA / SEV / EAC / IEC/CE CB Scheme / cULus Recognized

Ex Approvals


Approval details


CSA		http://www.csagroup.org/services-industries/product-listing/	13631
	B	D	
mm ² /AWG/kcmil	28-14	28-14	
Nominal current I _N	10 A	10 A	


PCB terminal block - MKDSP 1,5/11 - 1730104


Approvals

	B	D
Nominal voltage UN	300 V	300 V

SEV		https://www.electrosuisse.ch/en/meta/shop/product-certificates.html	IK-3542-M1
mm ² /AWG/kcmil	2.5		
Nominal current IN	22 A		
Nominal voltage UN	250 V		

EAC		B.01742
-----	-----------------------------------------------------------------------------------	---------

IECEE CB Scheme		http://www.iecee.org/	CH-8225
mm ² /AWG/kcmil	2.5		
Nominal current IN	22 A		
Nominal voltage UN	250 V		

cULus Recognized		http://database.ul.com/cgi-bin/XYV/template/LISEXT/1FRAME/index.htm	E60425-19770427
	B	D	
mm ² /AWG/kcmil	30-14	30-14	
Nominal current IN	10 A	10 A	
Nominal voltage UN	300 V	300 V	

Phoenix Contact 2018 © - all rights reserved
<http://www.phoenixcontact.com>

PHOENIX CONTACT GmbH & Co. KG
 Flachsmarktstr. 8
 32825 Blomberg
 Germany
 Tel. +49 5235 300
 Fax +49 5235 3 41200
<http://www.phoenixcontact.com>