

172508-1 ✓ ACTIVE

AMP | Mark II


TE Internal #: 172508-1

Housing for Male Terminals, 13 Position, .197 in [5 mm] Centerline,  
Natural, Wire & Cable, Power, Cable Mount (Free-Hanging), Mark II

[View on TE.com >](#)



Connectors > Automotive Connectors > Automotive Housings



Number of Positions: 13

Connector & Housing Type: **Housing for Male Terminals**

Centerline (Pitch): 5 mm [.197 in]

Sealable: No

Mating Tab Width: 3 mm [.118 in]

## Features

### Product Type Features

Connector & Housing Type	Housing for Male Terminals
Sealable	No
Connector & Contact Terminates To	Wire & Cable
Primary Locking Feature	Integrated in Housing

### Configuration Features

Number of Positions	13
Number of Rows	2

### Body Features

Primary Product Color	Natural
-----------------------	---------

### Contact Features

Contact Size	3mm
Contact Type	Tab
Mating Tab Width	3 mm [.118 in]

### Mechanical Attachment



Connector Mounting Type	Cable Mount (Free-Hanging)
-------------------------	----------------------------

### Housing Features

Centerline (Pitch)	5 mm [.197 in]
--------------------	----------------

### Usage Conditions

Operating Temperature (Max)	105 °C [221 °F]
Operating Temperature Range	-30 – 105 °C [-22 – 221 °F]

### Operation/Application

Circuit Application	Power
---------------------	-------

### Other

Connector Position Assurance Capable	No
--------------------------------------	----

## Product Compliance

[For compliance documentation, visit the product page on TE.com>](#)

EU RoHS Directive 2011/65/EU	Compliant
EU ELV Directive 2000/53/EC	Compliant
China RoHS 2 Directive MIIT Order No 32, 2016	No Restricted Materials Above Threshold
EU REACH Regulation (EC) No. 1907/2006	Current ECHA Candidate List: JUNE 2024 (241) Candidate List Declared Against: JUNE 2024 (241) Does not contain REACH SVHC
Halogen Content	Low Halogen - Br, Cl, F, I < 900 ppm per homogenous material. Also BFR/CFR/PVC Free
Solder Process Capability	Not applicable for solder process capability



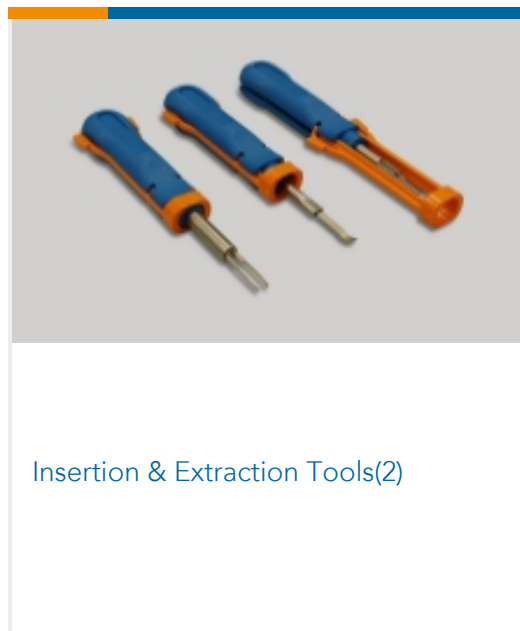
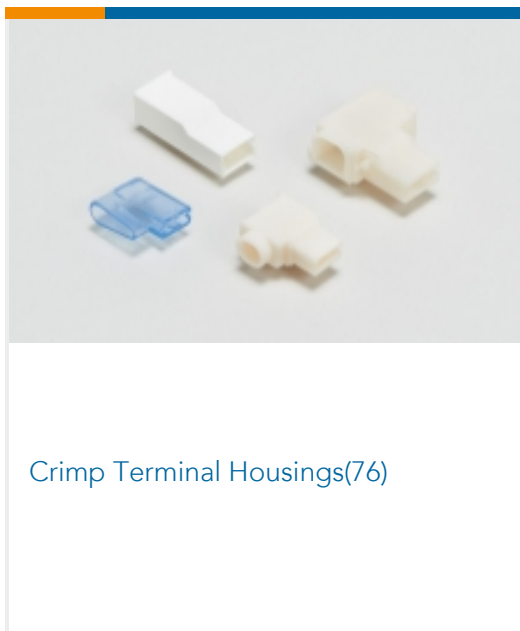

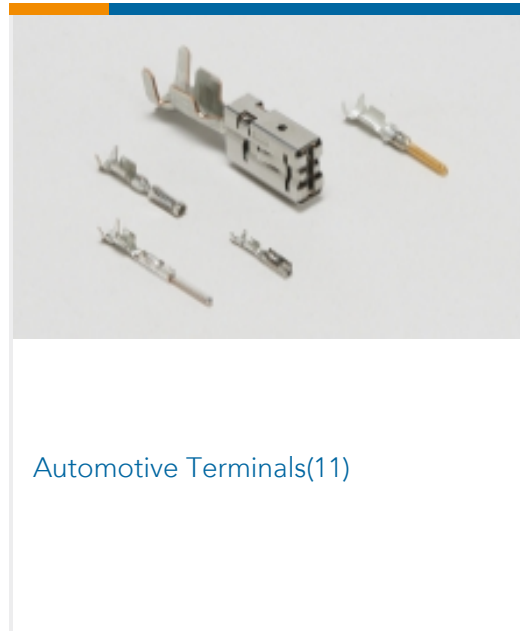
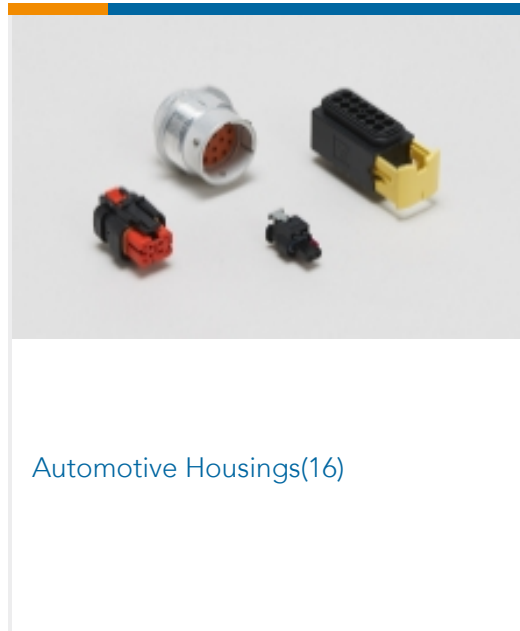
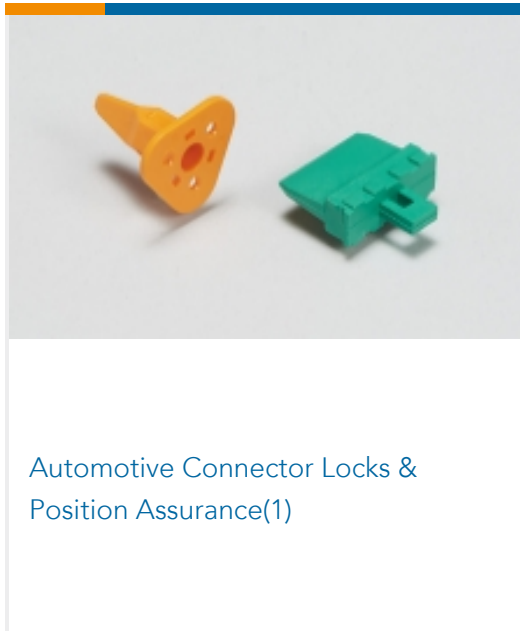
#### Product Compliance Disclaimer

This information is provided based on reasonable inquiry of our suppliers and represents our current actual knowledge based on the information they provided. This information is subject to change. The part numbers that TE has identified as EU RoHS compliant have a maximum concentration of 0.1% by weight in homogenous materials for lead, hexavalent chromium, mercury, PBB, PBDE, DBP, BBP, DEHP, DIBP, and 0.01% for cadmium, or qualify for an exemption to these limits as defined in the Annexes of Directive 2011/65/EU (RoHS2). Finished electrical and electronic equipment products will be CE marked as required by Directive 2011/65/EU. Components may not be CE marked. Additionally, the part numbers that TE has identified as EU ELV compliant have a maximum concentration of 0.1% by weight in homogenous materials for lead, hexavalent chromium, and mercury, and 0.01% for cadmium, or qualify for an exemption to these limits as defined in the Annexes of Directive 2000/53/EC (ELV). Regarding the REACH Regulation, the information TE provides on SVHC in articles for this part number is based on the latest European Chemicals Agency (ECHA) 'Guidance on requirements for substances in articles' posted at this URL: <https://echa.europa.eu/guidance-documents/guidance-on-reach>

## Compatible Parts

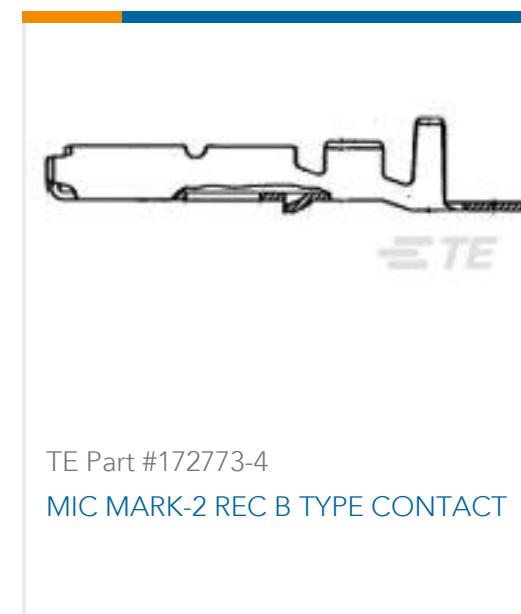


### Also in the Series | Mark II



### Customers Also Bought





## Documents

### Product Drawings

#### MIC CAP HSG 13P MK II

English

### CAD Files

#### Customer View Model

[ENG\\_CVM\\_172508-1\\_A.3d\\_igs.zip](#)

English

#### Customer View Model

[ENG\\_CVM\\_172508-1\\_A.3d\\_stp.zip](#)

English

#### Customer View Model

[ENG\\_CVM\\_172508-1\\_A.2d\\_dxf.zip](#)

English

### 3D PDF

English

By downloading the CAD file I accept and agree to the [Terms and Conditions](#) of use.

### Product Specifications

#### Product Specification

English

#### Multi-Interlock Mark II Connector for Wire to Wire Termination

English

### Instruction Sheets

#### Instruction Sheet (non U.S.)

English



## Multi-Interlock Mark II Contact From Plug & Cap HSG

English

---

### Agency Approvals

[Agency Approval Document](#)

English