

172507-1 ✓ ACTIVE

AMP | Multilock Connector System


TE Internal #: 172507-1

Housing for Male Terminals, Wire-to-Wire, 11 Position, 5 mm [.197 in] Centerline, Natural, Wire & Cable, Power, Multilock Connector System

[View on TE.com >](#)



Connectors > Automotive Connectors > Automotive Housings



Connector System: **Wire-to-Wire**

Number of Positions: 11

Connector & Housing Type: **Housing for Male Terminals**

Centerline (Pitch): 5 mm [.197 in]

Sealable: **No**

Features

Product Type Features

Connector System	Wire-to-Wire
Connector & Housing Type	Housing for Male Terminals
Sealable	No
Connector & Contact Terminates To	Wire & Cable
Primary Locking Feature	Integrated in Housing

Configuration Features

Number of Positions	11
Number of Rows	2

Body Features

Primary Product Color	Natural
-----------------------	---------

Contact Features

Contact Size	3mm
Contact Type	Tab
Mating Tab Width	3 mm [.118 in]



Mechanical Attachment

Connector Mounting Type	Cable Mount (Free-Hanging)
-------------------------	----------------------------

Housing Features

Centerline (Pitch)	5 mm [.197 in]
--------------------	----------------

Usage Conditions

Operating Temperature (Max)	105 °C [221 °F]
Operating Temperature Range	-30 – 105 °C [-22 – 221 °F]

Operation/Application

Circuit Application	Power
---------------------	-------

Other

Connector Position Assurance Capable	No
--------------------------------------	----

Product Compliance

[For compliance documentation, visit the product page on TE.com>](#)

EU RoHS Directive 2011/65/EU	Compliant
EU ELV Directive 2000/53/EC	Compliant
China RoHS 2 Directive MIIT Order No 32, 2016	No Restricted Materials Above Threshold
EU REACH Regulation (EC) No. 1907/2006	Current ECHA Candidate List: JUNE 2024 (241) Candidate List Declared Against: JUNE 2024 (241) Does not contain REACH SVHC
Halogen Content	Low Halogen - Br, Cl, F, I < 900 ppm per homogenous material. Also BFR/CFR/PVC Free
Solder Process Capability	Not applicable for solder process capability

Product Compliance Disclaimer

This information is provided based on reasonable inquiry of our suppliers and represents our current actual knowledge based on the information they provided. This information is subject to change. The part numbers that TE has identified as EU RoHS compliant have a maximum concentration of 0.1% by weight in homogenous materials for lead, hexavalent chromium, mercury, PBB, PBDE, DBP, BBP, DEHP, DIBP, and 0.01% for cadmium, or qualify for an exemption to these limits as defined in the Annexes of Directive 2011/65/EU (RoHS2). Finished electrical and electronic equipment products will be CE marked as required by Directive 2011/65/EU. Components may not be CE marked. Additionally, the part numbers that TE has identified as EU ELV compliant have a maximum concentration of 0.1% by weight in homogenous materials for lead, hexavalent chromium, and mercury, and 0.01% for cadmium, or qualify for an exemption to these limits as defined in the Annexes of Directive 2000/53/EC (ELV). Regarding the REACH Regulation, the information TE provides on SVHC in articles for this part number is based on the latest European Chemicals Agency (ECHA) 'Guidance on requirements for substances in articles' posted at this URL: <https://echa.europa.eu/guidance-documents/guidance-on-reach>




Compatible Parts




TE Part # 172777-1
MIC MARE-2 TAB CONTACT


Also in the Series | Multilock Connector System




Automotive Connector Caps & Covers (10)




Automotive Connector Locks & Position Assurance(3)




Automotive Housings(445)




Automotive Terminals(118)



Connector Seals & Cavity Plugs(2)



Insertion & Extraction Tools(6)



Other Automotive Connector Accessories(12)



PCB Headers & Receptacles(135)

Customers Also Bought



TE Part #2500033-1
SRC Power Blind Cavity Plug



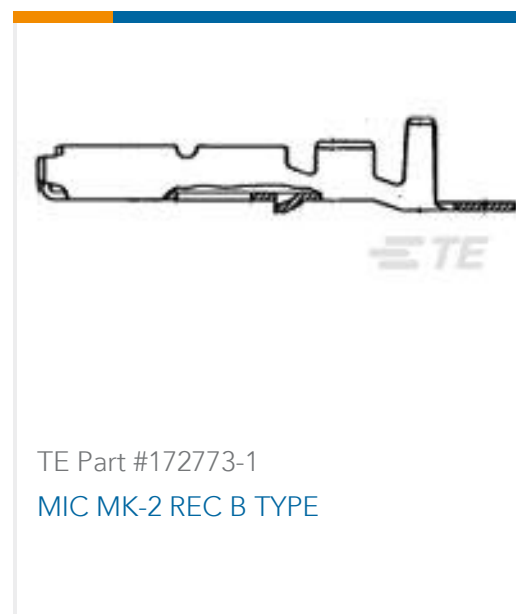
TE Part #2-6437285-8
SUPER SEAL 26POS CAP ASSY H AU



TE Part #172509-1
MIC CAP HSG 17P MK II



TE Part #172505-1
MIC CAP HSG 7P MK II



Documents

Product Drawings

MIC CAP HSG 11P MK II

English

CAD Files

Customer View Model

[ENG_CVM_172507-1_A.3d_igs.zip](#)

English

Customer View Model

[ENG_CVM_172507-1_A.3d_stp.zip](#)

English

Customer View Model

[ENG_CVM_172507-1_A.2d_dxf.zip](#)

English

3D PDF

English

By downloading the CAD file I accept and agree to the [Terms and Conditions](#) of use.

Product Specifications

Product Specification

English

Multi-Interlock Mark II Connector for Wire to Wire Termination

English

Instruction Sheets

Instruction Sheet (non U.S.)

English



Multi-Interlock Mark II Contact From Plug & Cap HSG

English

Agency Approvals

[Agency Approval Document](#)

English