

172039-1 ACTIVE

AMP | Mark I

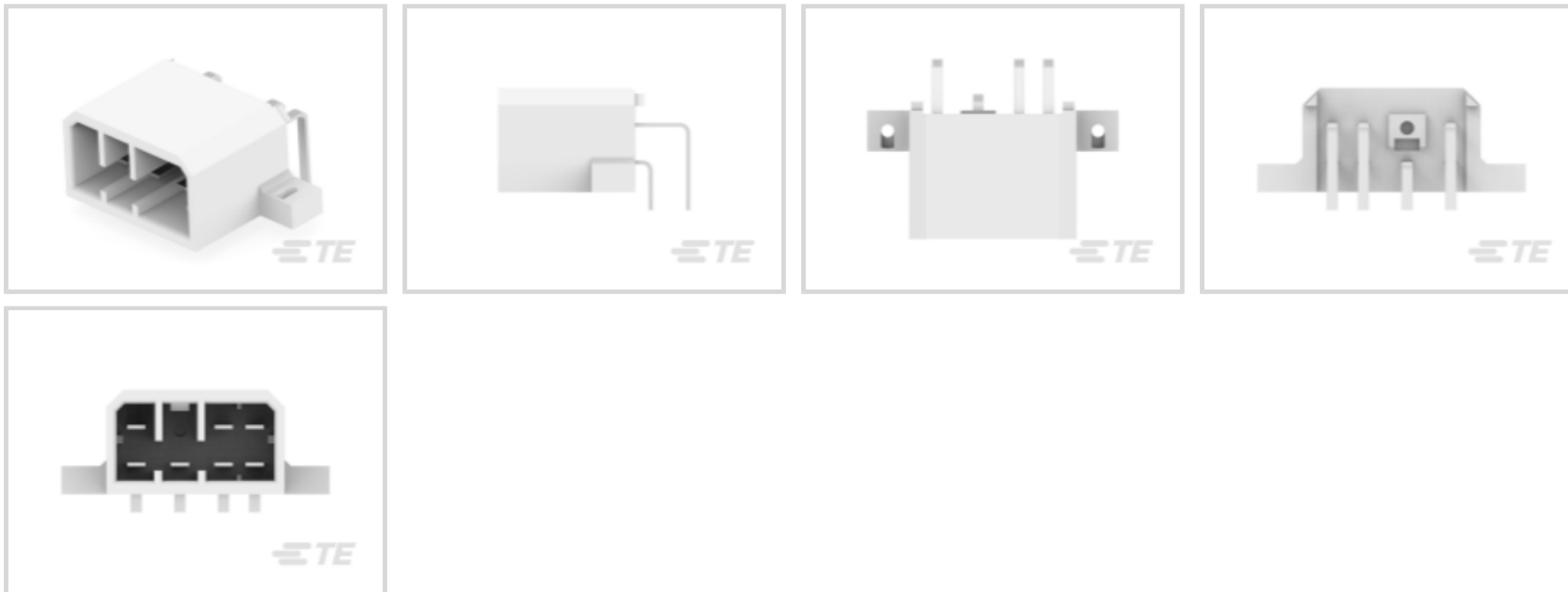
TE Internal #: 172039-1

PCB Mount Header, Right Angle, Wire-to-Board, 7 Position, 5 mm / 7 mm [.197 in / .275 in] Centerline, Fully Shrouded, Tin (Sn), Mark I

[View on TE.com >](#)



Connectors > PCB Connectors > PCB Headers & Receptacles



Connector System: **Wire-to-Board**

Number of Positions: **7**

Centerline (Pitch): **5 mm, 7 mm [.197 in, .275 in]**

Sealable: **No**

PCB Mount Orientation: **Right Angle**

Features

Product Type Features

PCB Connector Assembly Type	PCB Mount Header
Header Type	Fully Shrouded
Connector System	Wire-to-Board
Sealable	No
Connector & Contact Terminates To	Printed Circuit Board

Configuration Features

Number of Positions	7
PCB Mount Orientation	Right Angle
Number of Rows	2

Body Features

Primary Product Color	Natural
-----------------------	---------

Contact Features

Contact Type	Tab
Contact Mating Area Plating Material	Tin (Sn)



Termination Features

Termination Method to PCB	Through Hole - Solder
---------------------------	-----------------------

Mechanical Attachment

Mating Alignment	With
PCB Mount Alignment	With
PCB Mount Retention	Without
Connector Mounting Type	Board Mount

Housing Features

Centerline (Pitch)	5 mm, 7 mm [.197 in][.275 in]
--------------------	-------------------------------

Usage Conditions

Operating Temperature Range	-30 – 105 °C [-22 – 221 °F]
-----------------------------	-----------------------------

Packaging Features

Packaging Method	Tray
------------------	------

Product Compliance

[For compliance documentation, visit the product page on TE.com>](#)

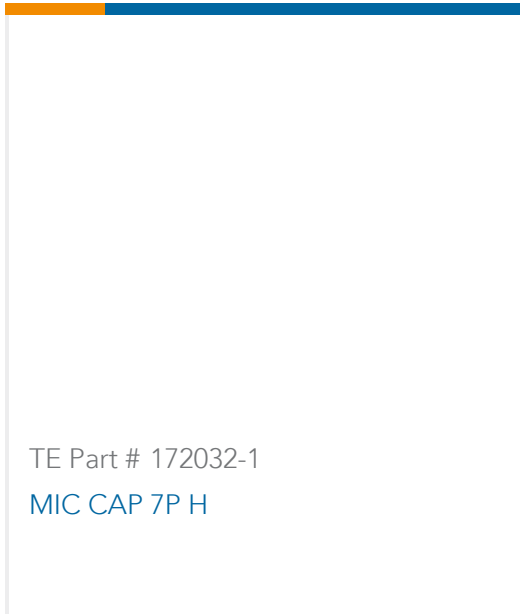
EU RoHS Directive 2011/65/EU	Compliant
EU ELV Directive 2000/53/EC	Compliant
China RoHS 2 Directive MIIT Order No 32, 2016	No Restricted Materials Above Threshold
EU REACH Regulation (EC) No. 1907/2006	Current ECHA Candidate List: JUNE 2024 (241) Candidate List Declared Against: JAN 2023 (233) Does not contain REACH SVHC
Halogen Content	Low Halogen - Br, Cl, F, I < 900 ppm per homogenous material. Also BFR/CFR/PVC Free
Solder Process Capability	Wave solder capable to 240°C

Product Compliance Disclaimer

This information is provided based on reasonable inquiry of our suppliers and represents our current actual knowledge based on the information they provided. This information is subject to change. The part numbers that TE has identified as EU RoHS compliant have a maximum concentration of 0.1% by weight in homogenous materials for lead, hexavalent chromium, mercury, PBB, PBDE, DBP, BBP, DEHP, DIBP, and 0.01% for cadmium, or qualify for an exemption to these limits as defined in the Annexes of Directive 2011/65/EU (RoHS2). Finished electrical and electronic equipment products will be CE marked as required by Directive 2011/65/EU. Components may not be CE marked. Additionally, the part numbers that TE has identified as EU ELV compliant have a maximum concentration of 0.1% by weight in homogenous materials for lead, hexavalent chromium, and mercury, and 0.01% for cadmium, or qualify for an exemption to these limits as defined in the Annexes of Directive 2000/53/EC (ELV). Regarding the REACH Regulation, the information TE provides on SVHC in articles for this part number is based on the latest European Chemicals Agency (ECHA) 'Guidance on

requirements for substances in articles' posted at this URL: <https://echa.europa.eu/guidance-documents/guidance-on-reach>

Compatible Parts



Also in the Series | Mark I



Automotive Housings(2)




Automotive Terminals(4)




Crimp Terminal Housings(24)



Insertion & Extraction Tools(1)



PCB Headers & Receptacles(20)



Quick Disconnects(29)

Customers Also Bought




TE Part #1-1376357-1
Signal Header



TE Part #1318384-1
High Pin Count Header



TE Part #178093-1
040/070 HYBRID CAP ASSY 38P



TE Part #171882-1
MIC 13P CAP ASSY



Documents

CAD Files

Customer View Model

[ENG_CVM_172039-1_E5.3d_igs.zip](#)

English

Customer View Model

[ENG_CVM_172039-1_E5.3d_stp.zip](#)

English

Customer View Model

[ENG_CVM_172039-1_E5.2d_dxf.zip](#)

English

3D PDF

English

By downloading the CAD file I accept and agree to the [Terms and Conditions](#) of use.

Product Specifications

Multi-Interlock Mark II Connector for Printed Circuit Board

Japanese

Product Specification

Japanese

Multi-Interlock Mark II Connector for Wire to Board Termination

English

Product Specification

English

Instruction Sheets

Instruction Sheet (non U.S.)

Japanese

Agency Approvals

Agency Approval Document

English