

1717396-2 ✓ ACTIVE



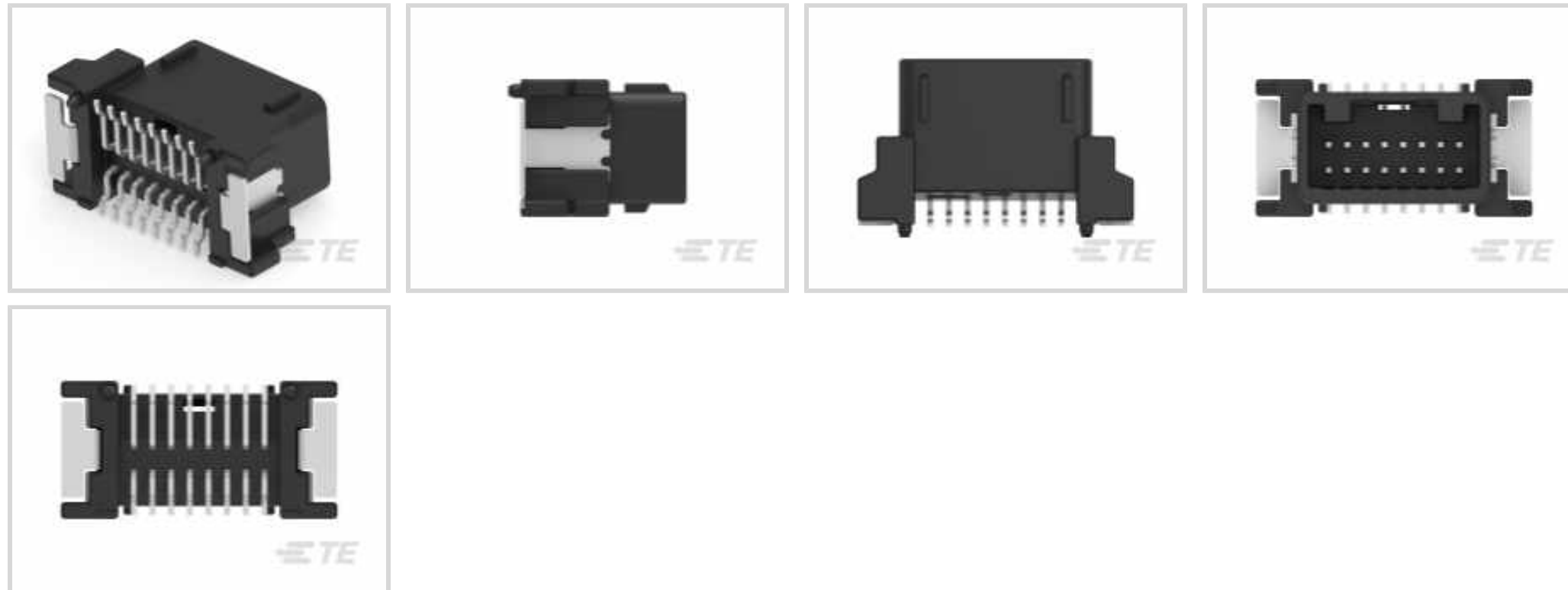
### TH/.025 Connector System

TE Internal #: 1717396-2

PCB Mount Header, Vertical, Wire-to-Board, 16 Position, 2.2 mm [.087 in] Centerline, Fully Shrouded, Tin, Surface Mount, TH/.025 Connector System

[View on TE.com >](#)

Connectors > PCB Connectors > PCB Headers & Receptacles > Press-Fit & SMT Header



Connector System: **Wire-to-Board**

Number of Positions: **16**

Centerline (Pitch): **2.2 mm [.087 in]**

Sealable: **No**

PCB Mount Orientation: **Vertical**

[All Press-Fit & SMT Header \(28\)](#)

## Features

### Product Type Features

Hybrid Header	No
Connector Shape	Rectangular
PCB Connector Assembly Type	PCB Mount Header
Header Type	Fully Shrouded
Connector System	Wire-to-Board
Sealable	No
Connector & Contact Terminates To	Printed Circuit Board

### Configuration Features

Number of Sections	1
Number of Signal Positions	16
Number of Positions	16
PCB Mount Orientation	Vertical
Number of Rows	2



### Electrical Characteristics

Voltage Rating (Max)	12 VDC
Nominal Voltage Architecture	12 V
Operating Voltage	12 VDC

### Body Features

Primary Product Color	Black
-----------------------	-------

### Contact Features

Contact Size	.63mm
Contact Type	Tab
Mating Tab Width	.64 mm[.025 in]
Mating Tab Thickness	.64 mm[.025 in]
Contact Mating Area Plating Material	Tin

### Termination Features

Termination Method to Printed Circuit Board	Surface Mount
---	---------------

### Mechanical Attachment

Mounting Holes	Without
Mating Retention	With
Mating Alignment	With
PCB Mount Alignment	With
Panel Mount Feature	Without
PCB Mount Retention	Without
Mating Retention Type	Locking Interface

### Housing Features

Centerline (Pitch)	2.2 mm[.087 in]
--------------------	-----------------

### Dimensions

Connector Length	16.2 mm[.638 in]
Connector Width	32.6 mm[1.283 in]
Profile Height from PCB	20 mm[.787 in]

### Usage Conditions

Operating Temperature (Max)	65 °C, 70 °C, 75 °C, 80 °C, 85 °C, 90 °C, 100 °C, 105 °C[149 °F][158 °F][167 °F][176 °F][185 °F][194 °F][212 °F][221 °F]
-----------------------------	--



Operating Temperature Range -30 – 105 °C[-22 – 221 °F]

**Operation/Application**

Shielded	No
Circuit Application	Signal

**Industry Standards**

UL Flammability Rating	UL 94V-0
------------------------	----------

**Packaging Features**

Packaging Type	Tube
Packaging Quantity	16

**Product Compliance**

[For compliance documentation, visit the product page on TE.com>](#)

EU RoHS Directive 2011/65/EU	Compliant
EU ELV Directive 2000/53/EC	Compliant
China RoHS 2 Directive MIIT Order No 32, 2016	No Restricted Materials Above Threshold
EU REACH Regulation (EC) No. 1907/2006	Current ECHA Candidate List: JUNE 2022 (224) Candidate List Declared Against: JUN 2018 (191) Does not contain REACH SVHC
Halogen Content	Low Halogen - Br, Cl, F, I < 900 ppm per homogenous material. Also BFR/CFR/PVC Free
Solder Process Capability	Wave solder capable to 240°C


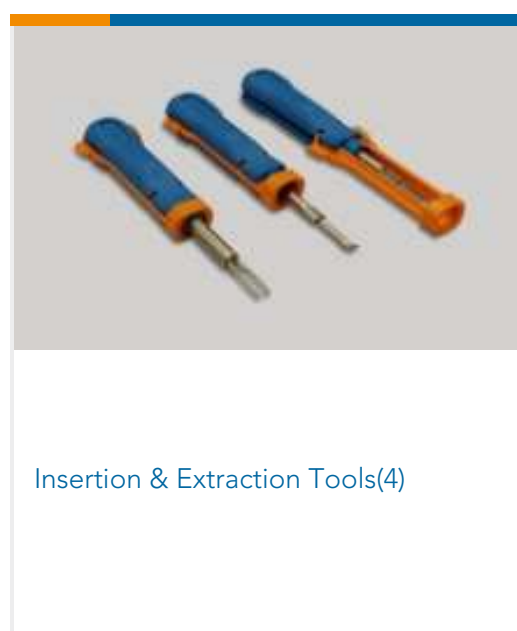
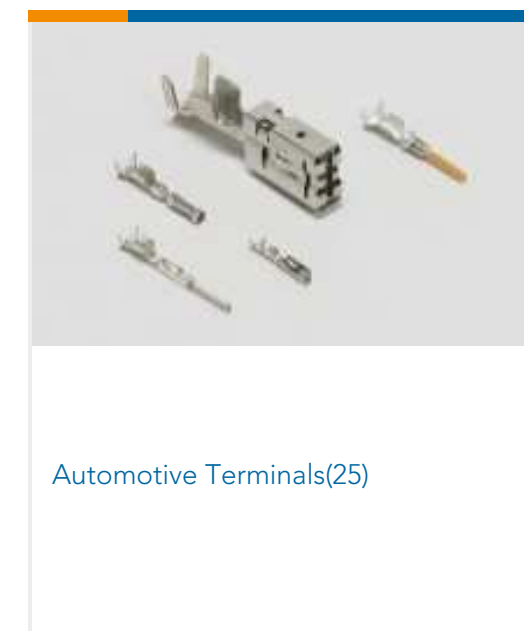
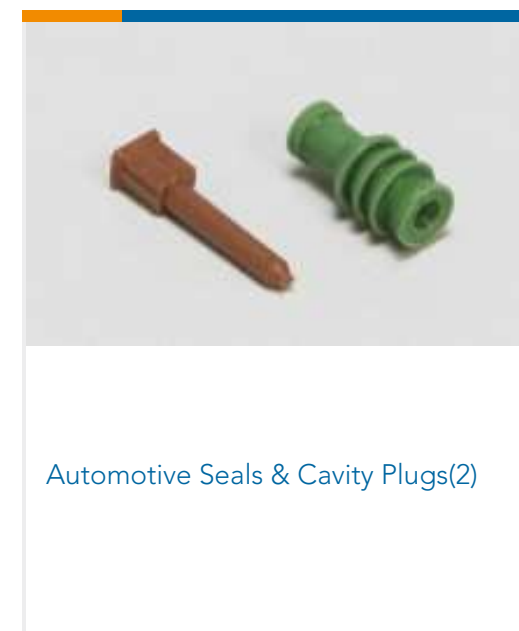
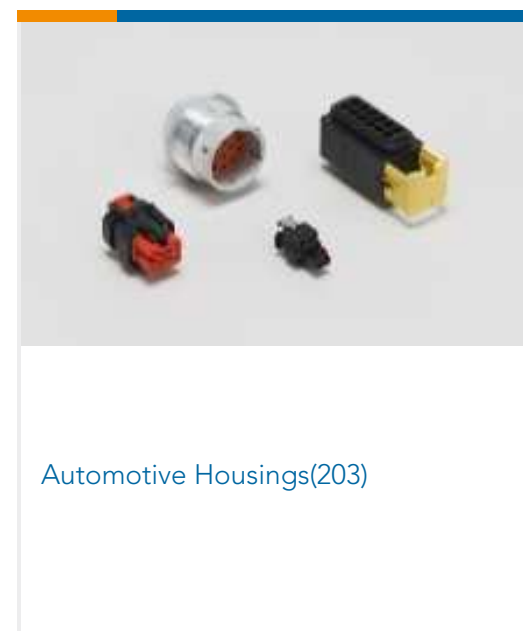

**Product Compliance Disclaimer**

This information is provided based on reasonable inquiry of our suppliers and represents our current actual knowledge based on the information they provided. This information is subject to change. The part numbers that TE has identified as EU RoHS compliant have a maximum concentration of 0.1% by weight in homogenous materials for lead, hexavalent chromium, mercury, PBB, PBDE, DBP, BBP, DEHP, DIBP, and 0.01% for cadmium, or qualify for an exemption to these limits as defined in the Annexes of Directive 2011/65/EU (RoHS2). Finished electrical and electronic equipment products will be CE marked as required by Directive 2011/65/EU. Components may not be CE marked. Additionally, the part numbers that TE has identified as EU ELV compliant have a maximum concentration of 0.1% by weight in homogenous materials for lead, hexavalent chromium, and mercury, and 0.01% for cadmium, or qualify for an exemption to these limits as defined in the Annexes of Directive 2000/53/EC (ELV). Regarding the REACH Regulation, the information TE provides on SVHC in articles for this part number is based on the latest European Chemicals Agency (ECHA) 'Guidance on requirements for substances in articles' posted at this URL: <https://echa.europa.eu/guidance-documents/guidance-on-reach>

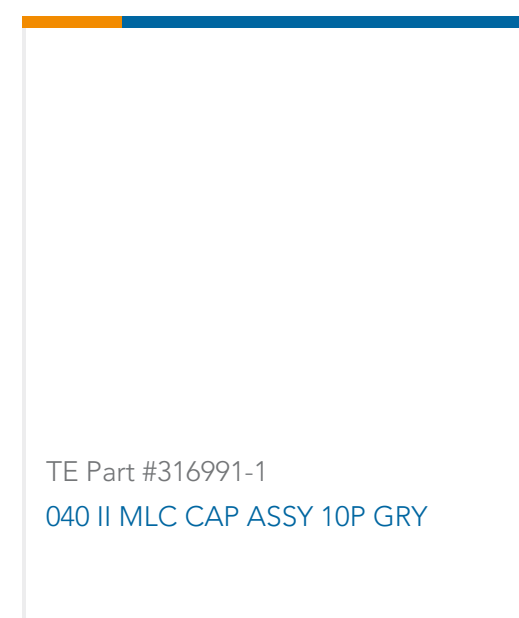
**Compatible Parts**



## Also in the Series | TH/.025 Connector System



## Customers Also Bought



## Documents

### Product Drawings

0.64 SMD 16P CAP ASSEMBLY V-TYPE

English

### CAD Files

Customer View Model

ENG\_CVM\_CVM\_1717396-2\_C.2d\_dxf.zip



English

[3D PDF](#)

3D

Customer View Model

[ENG\\_CVM\\_CVM\\_1717396-2\\_C.3d\\_igs.zip](#)

English

Customer View Model

[ENG\\_CVM\\_CVM\\_1717396-2\\_C.3d\\_stp.zip](#)

English

By downloading the CAD file I accept and agree to the [Terms and Conditions](#) of use.

---

### Product Specifications

[Crimping of 025 Receptacle Contact](#)

Japanese

[Application Specification](#)

Japanese

[Application Specification](#)

Japanese

[.025 IDC Connectors](#)

Japanese

[CRIMPING OF 0.64III RECEPTACLE CONTACT](#)

Japanese

[Application Specification](#)

Japanese

---

### Product Environmental Compliance

[Product Compliance](#)

English

[Product Compliance](#)

English

---

### Instruction Sheets

[Instruction Sheet \(non U.S.\)](#)

English

[Instruction Sheet \(non U.S.\)](#)

Japanese