


# PCB terminal block - MKDS 1,5/ 2-5,08 BU - 1715776

Please be informed that the data shown in this PDF Document is generated from our Online Catalog. Please find the complete data in the user's documentation. Our General Terms of Use for Downloads are valid (<http://phoenixcontact.com/download>)

PCB terminal block, nominal current: 17.5 A, nom. voltage: 400 V, pitch: 5.08 mm, number of positions: 2, connection method: Screw connection with tension sleeve, mounting: Wave soldering, conductor/PCB connection direction: 0 °, color: blue. The article can be aligned to create different nos. of positions!



The figure shows a 10-position version of the product

## Why buy this product

- Well-known connection principle allows worldwide use
- Low temperature rise, thanks to maximum contact force
- Allows connection of two conductors
- The latching on the side enables various numbers of positions to be combined



## Key Commercial Data

Packing unit	50 STK
GTIN	
GTIN	4017918257897

## Technical data

### Item properties

Brief article description	PCB terminal block
Range of articles	MKDS 1,5
Pitch	5.08 mm
Number of positions	2
Connection method	Screw connection with tension sleeve
Drive form screw head	Slotted (L)
Screw thread	M3
Mounting type	Wave soldering
Pin layout	Linear pinning
Number of levels	1

### Electrical parameters

# PCB terminal block - MKDS 1,5/ 2-5,08 BU - 1715776

## Technical data

### Electrical parameters

Rated current	17.5 A
Rated insulation voltage (III/2)	400 V
Rated surge voltage (III/2)	4 kV

### Connection capacity

Conductor cross section solid	0.14 mm <sup>2</sup> ... 2.5 mm <sup>2</sup>
Conductor cross section flexible	0.14 mm <sup>2</sup> ... 1.5 mm <sup>2</sup>
Conductor cross section AWG / kcmil	26 ... 14
Conductor cross section flexible, with ferrule without plastic sleeve	0.25 mm <sup>2</sup> ... 1.5 mm <sup>2</sup>
Conductor cross section, flexible, with ferrule, with plastic sleeve	0.25 mm <sup>2</sup> ... 1.5 mm <sup>2</sup>
2 conductors with same cross section, solid	0.14 mm <sup>2</sup> ... 1 mm <sup>2</sup>
2 conductors with same cross section, flexible	0.14 mm <sup>2</sup> ... 0.75 mm <sup>2</sup>
2 conductors with same cross section, stranded, ferrules without plastic sleeve	0.25 mm <sup>2</sup> ... 0.5 mm <sup>2</sup>
2 conductors with same cross section, stranded, with TWIN ferrules with plastic sleeve	0.5 mm <sup>2</sup> ... 1 mm <sup>2</sup>
Stripping length	7 mm

### Material data - contact

Note	WEEE/RoHS-compliant, free of whiskers according to IEC 60068-2-82/ JEDEC JESD 201
Contact material	Cu alloy
Surface characteristics	Tin-plated
Metal surface terminal point (top layer)	Tin (4 - 8 µm Sn)
Metal surface soldering area (top layer)	Tin (4 - 8 µm Sn)

### Material data - housing

Housing color	blue (5015)
---------------	-------------

### Dimensions for the product

Caption	Schematic representation – for additional information, see product range drawing in the Download Center
Length [ l ]	9.8 mm
Width [ w ]	10.16 mm
Height [ h ]	17.3 mm
Pitch	5.08 mm
Height (without solder pin)	13.8 mm
Solder pin [P]	3.5 mm
Pin dimensions	0.9 x 0.9 mm
Dimension a	5.08 mm

### Dimensions for PCB design

Hole diameter	1.3 mm
---------------	--------

### Packaging information

# PCB terminal block - MKDS 1,5/ 2-5,08 BU - 1715776

## Technical data

### Packaging information

Type of packaging	packed in cardboard
Pieces per package	50
Denomination packing units	Pcs.

### Ambient conditions

Ambient temperature (storage/transport)	-40 °C ... 70 °C
Ambient temperature (assembly)	-5 °C ... 100 °C
Ambient temperature (operation)	-40 °C

### Electrical tests

Rated current	17.5 A
Rated insulation voltage (III/2)	400 V
Rated surge voltage (III/2)	4 kV

### Air clearances and creepage distances

Insulating material group	I
Comparative tracking index (IEC 60112:2003-01)	CTI 600
Voltage	250 V
Rated insulation voltage (III/3)	250 V
Rated insulation voltage (III/2)	400 V
Rated insulation voltage (II/2)	630 V
Rated surge voltage (III/3)	4 kV
Rated surge voltage (III/2)	4 kV
Rated surge voltage (II/2)	4 kV
Minimum clearance - inhomogeneous field (III/3)	3 mm
Minimum clearance - inhomogeneous field (III/2)	3 mm
Minimum clearance - inhomogeneous field (II/2)	3 mm
Minimum creepage distance value (III/3)	3.2 mm
Minimum creepage distance value (III/2)	3 mm
Minimum creepage distance value (II/2)	3.2 mm
Note on connection cross section	With connected conductor 2.5 mm <sup>2</sup> (solid).

### Standards and Regulations

Connection in acc. with standard	EN-VDE
	CSA

### Environmental Product Compliance

China RoHS	Environmentally Friendly Use Period = 50
	For details about hazardous substances go to tab "Downloads", Category "Manufacturer's declaration"

## Approvals

Approvals

# PCB terminal block - MKDS 1,5/ 2-5,08 BU - 1715776


## Approvals


Approvals

CSA / SEV / CCA / EAC / cULus Recognized / DNV GL / IECCEB Scheme


Ex Approvals


## Approval details

CSA		<a href="http://www.csagroup.org/services-industries/product-listing/">http://www.csagroup.org/services-industries/product-listing/</a>	13631
	B	D	
mm <sup>2</sup> /AWG/kcmil	28-14	28-14	
Nominal current I <sub>N</sub>	10 A	10 A	
Nominal voltage U <sub>N</sub>	300 V	300 V	

SEV		<a href="https://www.electrosuisse.ch/en/meta/shop/product-certificates.html">https://www.electrosuisse.ch/en/meta/shop/product-certificates.html</a>	IK-4199
mm <sup>2</sup> /AWG/kcmil	2.5		
Nominal current I <sub>N</sub>	24 A		
Nominal voltage U <sub>N</sub>	250 V		

CCA			IK-3249
mm <sup>2</sup> /AWG/kcmil	2.5		
Nominal voltage U <sub>N</sub>	250 V		


EAC		B.01742	
-----	---	---------	--

cULus Recognized		<a href="http://database.ul.com/cgi-bin/XYV/template/LISEXT/1FRAME/index.htm">http://database.ul.com/cgi-bin/XYV/template/LISEXT/1FRAME/index.htm</a>	E60425-19770427
	B	D	
mm <sup>2</sup> /AWG/kcmil	30-14	30-14	
Nominal current I <sub>N</sub>	15 A	10 A	
Nominal voltage U <sub>N</sub>	300 V	300 V	

## PCB terminal block - MKDS 1,5/ 2-5,08 BU - 1715776

### Approvals

DNV GL	<a href="http://exchange.dnv.com/tari/">http://exchange.dnv.com/tari/</a>	TAE00001EV
--------	---	------------

IECEE CB Scheme		<a href="http://www.iecee.org/">http://www.iecee.org/</a>	CH-8225
mm <sup>2</sup> /AWG/kcmil		2.5	
Nominal current I <sub>N</sub>		24 A	
Nominal voltage U <sub>N</sub>		250 V	

Phoenix Contact 2018 © - all rights reserved  
<http://www.phoenixcontact.com>

PHOENIX CONTACT GmbH & Co. KG  
Flachsmarktstr. 8  
32825 Blomberg  
Germany  
Tel. +49 5235 300  
Fax +49 5235 3 41200  
<http://www.phoenixcontact.com>