

Panel feed-through terminal block - VDFK 6 BK - 1712418

Please be informed that the data shown in this PDF Document is generated from our Online Catalog. Please find the complete data in the user's documentation. Our General Terms of Use for Downloads are valid (<http://phoenixcontact.com/download>)



Panel feed-through terminal block, connection method: Screw connection with tension sleeve, Solder connection, number of positions: 1, load current: 41 A, cross section: 0.2 mm² - 10 mm², connection direction of the conductor to plug-in direction: 0 °, width: 10 mm, color: black


The figure shows a 6-position version

Your advantages

- Well-known connection principle allows worldwide use
- Low temperature rise, thanks to maximum contact force



Key Commercial Data

| | |
|----------------------|---|
| Packing unit | 1 |
| GTIN |  4 055626 298429 |
| GTIN | 4055626298429 |
| Custom tariff number | 85369010 |

Technical data

Item properties

| | |
|---------------------------|--------------------------------------|
| Brief article description | Panel feed-through terminal block |
| Range of articles | VDFK 6 |
| Number of positions | 1 |
| Connection method | Screw connection with tension sleeve |

Electrical parameters

| | |
|-----------------------------|-------|
| Nominal current | 41 A |
| Nom. voltage | 500 V |
| Rated voltage | 500 V |
| Rated surge voltage (III/3) | 6 kV |

Connection capacity, external

| | |
|-------------------|--------------------------------------|
| Connection method | Screw connection with tension sleeve |
|-------------------|--------------------------------------|

Panel feed-through terminal block - VDFK 6 BK - 1712418

Technical data

Connection capacity, external

| | |
|---|--|
| Connection direction of the conductor to plug-in direction | 0 ° |
| Conductor cross section solid | 0.2 mm ² ... 10 mm ² |
| Conductor cross section flexible | 0.2 mm ² ... 6 mm ² |
| Conductor cross section flexible, with ferrule without plastic sleeve | 0.25 mm ² ... 6 mm ² |
| Conductor cross section, flexible, with ferrule, with plastic sleeve | 0.25 mm ² ... 6 mm ² |
| 2 conductors with same cross section, solid | 0.2 mm ² ... 4 mm ² |
| 2 conductors with same cross section, flexible | 0.2 mm ² ... 4 mm ² |
| 2 conductors with same cross section, flexible, with ferrule without plastic sleeve | 0.25 mm ² ... 2.5 mm ² |
| 2 conductors with the same cross section, flexible, with TWIN ferrule with plastic sleeve | 0.5 mm ² ... 4 mm ² |
| Internal cylindrical gage | A5 |
| Stripping length | 9 mm |
| Torque | 1.5 Nm ... 1.8 Nm |

Connection capacity, internal

| | |
|--|-------------------|
| Connection method | Solder connection |
| Connection direction of the conductor to plug-in direction | 0 ° |

Material data - contact

| | |
|-------------------------|---|
| Note | WEEE/RoHS-compliant, free of whiskers according to IEC 60068-2-82/ JEDEC JESD 201 |
| Contact material | Cu alloy |
| Surface characteristics | tin-plated |

Material data - housing

| | |
|---|--------|
| Insulating material | PA |
| Insulating material group | I |
| CTI according to IEC 60112 | 600 |
| Flammability rating according to UL 94 | V0 |
| Glow wire flammability index GWFI according to EN 60695-2-12 | 850 |
| Glow wire ignition temperature GWIT according to EN 60695-2-13 | 775 |
| Temperature for the ball pressure test according to EN 60695-10-2 | 125 °C |

Dimensions for the product

| | |
|--------------|---------|
| Length [l] | 30.2 mm |
| Width [w] | 10 mm |
| Height [h] | 31.5 mm |
| Pitch | 10 mm |

Packaging information

| | |
|----------------------------|------|
| Pieces per package | 50 |
| Denomination packing units | Pcs. |

Electrical tests

Panel feed-through terminal block - VDFK 6 BK - 1712418

Technical data

Electrical tests

| | |
|-------------------------|-------------------|
| Rated current | 41 A |
| Conductor cross section | 6 mm ² |

Air clearances and creepage distances

| | |
|---|----------------------|
| Clearances and creepage distances | Internal part molded |
| Application | Internal part molded |
| Minimum clearance - inhomogeneous field (III/3) | 5.5 mm |

Standards and Regulations

| | |
|--|--|
| Flammability rating according to UL 94 | V0 |
| Safety note | <ul style="list-style-type: none"> • WARNING: Only electrically qualified personnel may install and operate the product. They must observe the following safety notes. The qualified personnel must be familiar with the basics of electrical engineering. They must be able to recognize and prevent danger. The relevant symbol on the packaging indicates that only personnel familiar with electrical engineering are allowed to install and operate the product. • The installation notes/Design In documents online on the download page at phoenixcontact.com/products must be observed for this product. • The cable entry funnel is not safe to touch. Never connect or disconnect the terminal when it is energized. Take appropriate steps to ensure touch protection. • To maintain the nominal voltage, cast the terminals on the inside. # There is no electrical contact to the housing. Ensure protective grounding is established for green-yellow color versions. |

Environmental Product Compliance

| | |
|------------|---|
| REACH SVHC | Lead 7439-92-1 |
| China RoHS | Environmentally Friendly Use Period = 50 years |
| | For details about hazardous substances go to tab "Downloads", Category "Manufacturer's declaration" |

Classifications

eCl@ss

| | |
|---------------|----------|
| eCl@ss 10.0.1 | 27141134 |
| eCl@ss 5.0 | 27141100 |
| eCl@ss 5.1 | 27141100 |
| eCl@ss 6.0 | 27141100 |
| eCl@ss 7.0 | 27141134 |
| eCl@ss 8.0 | 27141134 |
| eCl@ss 9.0 | 27141134 |

ETIM

| | |
|----------|----------|
| ETIM 5.0 | EC001283 |
| ETIM 6.0 | EC001283 |
| ETIM 7.0 | EC001283 |

Panel feed-through terminal block - VDFK 6 BK - 1712418

Approvals


Approvals


Approvals

KEMA-KEUR / IECCE CB Scheme / EAC / cULus Recognized / CSA


Ex Approvals

Approval details

| | | | |
|----------------------------|---|---|------------|
| KEMA-KEUR |  | http://www.dekra-certification.com | 2169260.01 |
| Nominal voltage UN | | 500 V | |
| Nominal current IN | | 41 A | |
| mm ² /AWG/kcmil | | 6 | |


| | | | |
|----------------------------|---|---|----------|
| IECEE CB Scheme |  | http://www.iecee.org/ | NL-29947 |
| Nominal voltage UN | | 500 V | |
| Nominal current IN | | 41 A | |
| mm ² /AWG/kcmil | | 6 | |

| | | |
|-----|---|---------|
| EAC |  | B.01687 |
|-----|---|---------|

| | | | |
|----------------------------|---|---|-----------------|
| cULus Recognized |  | http://database.ul.com/cgi-bin/XYV/template/LISEXT/1FRAME/index.htm | E60425-19770427 |
| | B | C | D |
| Nominal voltage UN | 300 V | 150 V | 300 V |
| Nominal current IN | 50 A | 50 A | 10 A |
| mm ² /AWG/kcmil | 26-8 | 26-8 | 26-8 |

Panel feed-through terminal block - VDFK 6 BK - 1712418

Approvals

| | | | |
|----------------------------|---|---|------------------|
| CSA |  | http://www.csagroup.org/services-industries/product-listing/ | LR13631-70215335 |
| | B | C | D |
| Nominal voltage UN | 300 V | 150 V | 300 V |
| Nominal current IN | 50 A | 50 A | 10 A |
| mm ² /AWG/kcmil | 26-8 | 26-8 | 26-8 |