

PCB terminal block - GKDS/E A0 BK - 1706015

Please be informed that the data shown in this PDF Document is generated from our Online Catalog. Please find the complete data in the user's documentation. Our General Terms of Use for Downloads are valid (<http://phoenixcontact.com/download>)



PCB terminal block, nominal current: 24 A, nom. voltage: 630 V, pitch: 7.5 mm, number of positions: 1, connection method: Screw connection with tension sleeve, mounting: Wave soldering, conductor/PCB connection direction: 0 °, color: black


The figure shows a 1-pos. version of the product

Why buy this product

- ✓ Well-known connection principle allows worldwide use
- ✓ Low temperature rise, thanks to maximum contact force
- ✓ Allows connection of two conductors
- ✓ Quick and convenient testing using integrated test option
- ✓ Two solder pins reduce the mechanical strain on the soldering spots
- ✓ The latching on the side enables various numbers of positions to be combined



Key Commercial Data

Packing unit	50 STK
GTIN	 4 017918 315313
GTIN	4017918315313

Technical data

Dimensions

Length [l]	19 mm
Pitch	7.5 mm
Width [w]	7.5 mm
Constructional height	20 mm
Height [h]	19.5 mm
Solder pin [P]	5 mm
Pin dimensions	1,1 X 0,8 mm
Hole diameter	1.4 mm

General

PCB terminal block - GKDS/E A0 BK - 1706015

Technical data

General

Range of articles	GKDS/E
Rated surge voltage (III/3)	6 kV
Rated surge voltage (III/2)	6 kV
Rated surge voltage (II/2)	6 kV
Rated voltage (III/3)	500 V
Rated voltage (III/2)	630 V
Rated voltage (II/2)	1000 V
Connection in acc. with standard	EN-VDE
Nominal current I _N	24 A
Nominal cross section	2.5 mm ²
Internal cylindrical gage	A3
Stripping length	9 mm
Number of positions	1
Screw thread	M3
Tightening torque, min	0.5 Nm
Tightening torque max	0.6 Nm

Connection data

Conductor cross section AWG min.	24
Conductor cross section AWG max.	12
2 conductors with same cross section, solid min.	0.2 mm ²
2 conductors with same cross section, solid max.	1.5 mm ²
2 conductors with same cross section, stranded min.	0.2 mm ²
2 conductors with same cross section, stranded max.	1 mm ²
2 conductors with same cross section, stranded, ferrules without plastic sleeve, min.	0.25 mm ²
2 conductors with same cross section, stranded, ferrules without plastic sleeve, max.	0.5 mm ²
2 conductors with same cross section, stranded, TWIN ferrules with plastic sleeve, min.	0.5 mm ²
2 conductors with same cross section, stranded, TWIN ferrules with plastic sleeve, max.	1 mm ²

Standards and Regulations

Connection in acc. with standard	EN-VDE
	CSA

Environmental Product Compliance

China RoHS	Environmentally friendly use period: unlimited = EFUP-e
	No hazardous substances above threshold values

Approvals

Approvals

PCB terminal block - GKDS/E A0 BK - 1706015


Approvals


Approvals

CSA / UL Recognized / CCA / EAC / SEV


Ex Approvals


Approval details

CSA		http://www.csagroup.org/services-industries/product-listing/	13631
mm ² /AWG/kcmil		22-12	
Nominal current IN		10 A	
Nominal voltage UN		300 V	

UL Recognized		http://database.ul.com/cgi-bin/XYV/template/LISEXT/1FRAME/index.htm	FILE E 60425
	B	C	D
mm ² /AWG/kcmil	30-14	30-14	30-14
Nominal current IN	15 A	15 A	10 A
Nominal voltage UN	250 V	50 V	300 V

CCA	IK-3249
mm ² /AWG/kcmil	4
Nominal voltage UN	500 V

EAC		B.01742
-----	---	---------

SEV		https://www.electrosuisse.ch/en/meta/shop/product-certificates.html	IK-4199
mm ² /AWG/kcmil		4	
Nominal current IN		32 A	
Nominal voltage UN		500 V	

Phoenix Contact 2018 © - all rights reserved
<http://www.phoenixcontact.com>

PHOENIX CONTACT GmbH & Co. KG
Flachsmarktstr. 8
32825 Blomberg
Germany
Tel. +49 5235 300
Fax +49 5235 3 41200
<http://www.phoenixcontact.com>