

## Contact insert - HC-A 16-ESTS-32 - 1677063


Please be informed that the data shown in this PDF Document is generated from our Online Catalog. Please find the complete data in the user's documentation. Our General Terms of Use for Downloads are valid (<http://phoenixcontact.com/download>)



HEAVYCON male insert, A16 series, 16-pos., screw connection, numbering from 17-32



### Key Commercial Data

Packing unit	1 pc
GTIN	 4 017918 129682
Weight per Piece (excluding packing)	83.08 g
Custom tariff number	85366990
Country of origin	Germany

### Technical data

#### General

Note	For HC-D25 / HC-D 50 housing
Connection method	Screw connection
Tightening torque	0.5 Nm
Pollution degree	3
Overvoltage category	III
Constructional and testing regulations	DIN VDE 0627/86
	DIN VDE 0110/02.79
	DIN VDE 0110-1/04.97
	IEC 60664-1, DIN IEC 60512
	IEC 60352
Number of positions	16+PE
Insertion/withdrawal cycles	≥ 500
Type	D25

# Contact insert - HC-A 16-ESTS-32 - 1677063

## Technical data

### General

Connection in acc. with standard	IEC / EN
Conductor cross section	0.5 mm <sup>2</sup> ... 2.5 mm <sup>2</sup> (Applies to stranded conductors with ferrules)
Connection cross section AWG	20 ... 14
Stripping length of the individual wire	7 mm
Assembly instructions	Connectors may be operated only when there is no load/voltage.

### Ambient conditions

Ambient temperature (operation)	-40 °C ... 125 °C (including heating up of contacts)
---------------------------------	--

### Material data

Flammability rating according to UL 94	V0
Contact material	Copper alloy
Contact surface material	Ag
Contact carrier material	PA

### Electrical characteristics

Rated voltage (III/3)	250 V
Rated surge voltage	4 kV
	4 kV
Rated current	16 A

### Standards and Regulations

Connection in acc. with standard	IEC / EN
	CSA
Constructional and testing regulations	DIN VDE 0627/86
	DIN VDE 0110/02.79
	DIN VDE 0110-1/04.97
	IEC 60664-1, DIN IEC 60512
	IEC 60352
Flammability rating according to UL 94	V0

## Classifications

### eCl@ss

eCl@ss 4.0	27140816
eCl@ss 4.1	27140816
eCl@ss 5.0	27143424
eCl@ss 5.1	27143424
eCl@ss 6.0	27143424

# Contact insert - HC-A 16-ESTS-32 - 1677063

## Classifications

### eCl@ss

eCl@ss 7.0	27440209
eCl@ss 8.0	27440205

### ETIM

ETIM 2.0	EC000438
ETIM 3.0	EC000438
ETIM 4.0	EC000438
ETIM 5.0	EC000438

### UNSPSC

UNSPSC 6.01	31251501
UNSPSC 7.0901	39121522
UNSPSC 11	39121522
UNSPSC 12.01	39121522
UNSPSC 13.2	39121522

## Approvals

### Approvals

#### Approvals

CSA / UL Recognized / cUL Recognized / EAC / cULus Recognized

#### Ex Approvals

#### Approvals submitted

## Approval details

CSA	
mm <sup>2</sup> /AWG/kcmil	20-13
Nominal current I <sub>N</sub>	10 A
Nominal voltage U <sub>N</sub>	600 V

# Contact insert - HC-A 16-ESTS-32 - 1677063

## Approvals

UL Recognized	
Nominal voltage UN	600 V

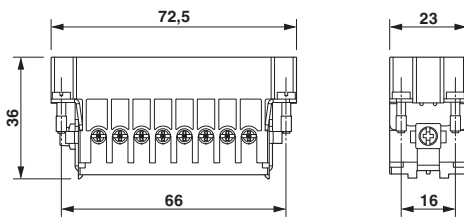
cUL Recognized	
Nominal voltage UN	600 V

EAC
-----

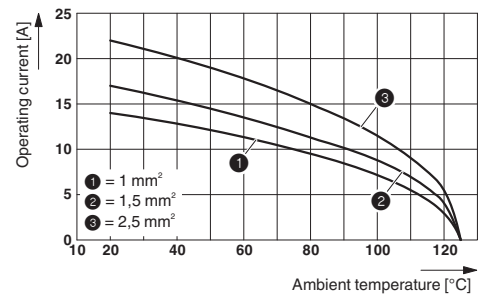
cULus Recognized
------------------

## Drawings

Dimensional drawing



Diagram

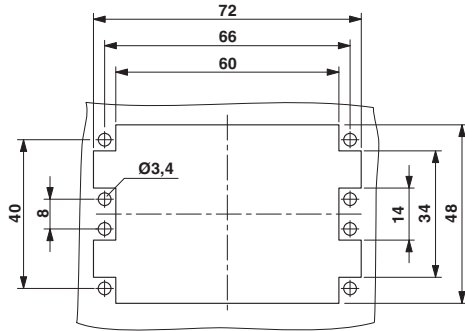


Male insert

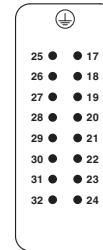
Derating diagram: Series HC-A 16...S

# Contact insert - HC-A 16-ESTS-32 - 1677063

Dimensional drawing



Schematic diagram



Connector pin assignment, connection side

Panel cutout