



OMNIMATE Power - series STV STV S 8 SB

Weidmüller Interface GmbH & Co. KG
Klingenbergstraße 26
D-32758 Detmold
Germany
Fon: +49 5231 14-0
Fax: +49 5231 14-292083
www.weidmueller.com

Product image



Similar to illustration

Tried-and-tested power connector system for straight conductor-conductor connections. Counterpart also available with optional solder pins for PCB connection. Versatile thanks to mounting bracket for fixing to enclosure and screw locking, plus extensive accessories.

General ordering data

Type	STV S 8 SB
Order No.	1612140000
Version	PCB plug-in connector, female plug, 7.00 mm, Number of poles: 8, 180°, Clamping yoke connection, Clamping range, max. : 4 mm², Box
GTIN (EAN)	4008190198855
Qty.	10 pc(s).
Product data	IEC: 1000 V / 32 A / 0.5 - 4 mm² UL: 600 V / 25 A / AWG 22 - AWG 12
Packaging	Box

Creation date August 21, 2020 4:58:07 PM CEST

**OMNIMATE Power - series STV
STV S 8 SB**

Weidmüller Interface GmbH & Co. KG
 Klingenbergstraße 26
 D-32758 Detmold
 Germany
 Fon: +49 5231 14-0
 Fax: +49 5231 14-292083
 www.weidmueller.com

Technical data**Dimensions and weights**

Height	21.4 mm	Height (inches)	0.843 inch
Depth	30.2 mm	Depth (inches)	1.189 inch
Net weight	36.9 g		

System Parameters

Product family	OMNIMATE Power - series STV	Type of connection	Field connection
Wire connection method	Clamping yoke connection	Pitch in mm (P)	7 mm
Pitch in inches (P)	0.276 inch	Conductor outlet direction	180°
Number of poles	8	L1 in mm	49 mm
L1 in inches	1.929 inch	Number of rows	1
Pin series quantity	1	Touch-safe protection acc. to DIN VDE 57 106	Safe from finger touch
Touch-safe protection acc. to DIN VDE 0470	IP 20	Volume resistance	1.80 mΩ
Can be coded	Yes	Stripping length	9 mm
Tightening torque, min.	0.5 Nm	Tightening torque, max.	0.6 Nm
Clamping screw	M 3	Screwdriver blade	0.6 x 3.5
Screwdriver blade standard	DIN 5264		

Material data

Insulating material	Wemid (PA)	Colour	Pebble grey
Colour chart (similar)	RAL 7032	Insulating material group	I
Comparative Tracking Index (CTI)	≥ 600	Insulation strength	≥ 10 ⁸ Ω
UL 94 flammability rating	V-0	Contact material	CuZn
Contact surface	silver-plated	Storage temperature, min.	-40 °C
Storage temperature, max.	70 °C	Operating temperature, min.	-50 °C
Operating temperature, max.	100 °C	Temperature range, installation, min.	-25 °C
Temperature range, installation, max.	100 °C		

Conductors suitable for connection

Clamping range, min.	0.32 mm ²
Clamping range, max.	4 mm ²
Wire connection cross section AWG, min.	AWG 22
Wire connection cross section AWG, max.	AWG 12
Solid, min. H05(07) V-U	0.5 mm ²
Solid, max. H05(07) V-U	4 mm ²
Flexible, min. H05(07) V-K	0.5 mm ²
Flexible, max. H05(07) V-K	4 mm ²
w. plastic collar ferrule, DIN 46228 pt 4, 0.5 mm ² min.	
w. plastic collar ferrule, DIN 46228 pt 4, 4 mm ² max.	
w. wire end ferrule, DIN 46228 pt 1, min.	0.5 mm ²
w. wire end ferrule, DIN 46228 pt 1, max.	4 mm ²
Plug gauge in accordance with EN 60999 a x b; ø	2.8 mm x 2.2 mm

**OMNIMATE Power - series STV
STV S 8 SB**

Weidmüller Interface GmbH & Co. KG
 Klingenbergstraße 26
 D-32758 Detmold
 Germany
 Fon: +49 5231 14-0
 Fax: +49 5231 14-292083
 www.weidmueller.com


Technical data

Clampable conductor	Cross-section for conductor connection	Type	fine-wired	
		nominal	2.5 mm ²	
	wire end ferrule	Stripping length	nominal	10 mm
		Recommended wire-end ferrule	H2.5/15D BL	
	Cross-section for conductor connection	Type	fine-wired	
		nominal	4 mm ²	
wire end ferrule	Stripping length	nominal	12 mm	
	Recommended wire-end ferrule	H4.0/18D GR		
	Stripping length	nominal	9 mm	
	Recommended wire-end ferrule	H4.0/9		
Reference text	The outside diameter of the plastic collar should not be larger than the pitch (P). Length of ferrules is to be chosen depending on the product and the rated voltage.			
Max. clamping range	4 mm ²			


Rated data acc. to IEC

tested acc. to standard	IEC 60664-1, IEC 61984	Rated current, min. number of poles (Tu=20°C)	32 A
Rated current, max. number of poles (Tu=20°C)	28 A	Rated current, min. number of poles (Tu=40°C)	32 A
Rated current, max. number of poles (Tu=40°C)	24 A	Rated voltage for surge voltage class / pollution degree II/2	1,000 V
Rated voltage for surge voltage class / pollution degree III/2	500 V	Rated voltage for surge voltage class / pollution degree III/3	500 V
Rated impulse voltage for surge voltage class/ pollution degree II/2	6 kV	Rated impulse voltage for surge voltage class/ pollution degree III/2	6 kV
Rated impulse voltage for surge voltage class/ contamination degree III/3	6 kV	Short-time withstand current resistance	3 x 1s with 340 A

Rated data acc. to CSA

Institute (CSA)		Certificate No. (CSA)	12400-343
Wire cross-section, AWG, min.	AWG 20	Wire cross-section, AWG, max.	AWG 12
Reference to approval values	Specifications are maximum values, details - see approval certificate.		

Rated data acc. to UL 1059


Institute (UR)		Certificate No. (UR)	E92202
Reference to approval values	Specifications are maximum values, details - see approval certificate.		

**OMNIMATE Power - series STV
STV S 8 SB**

Weidmüller Interface GmbH & Co. KG
Klingenbergstraße 26
D-32758 Detmold
Germany
Fon: +49 5231 14-0
Fax: +49 5231 14-292083
www.weidmueller.com

Technical data

Rated data acc. to UL 1977

Institute (UR)		Certificate No. (UR)	
		E92202	
Reference to approval values	Specifications are maximum values, details - see approval certificate.	Rated voltage (UL 1977)	600 V
Rated current (UL 1977)	25 A	AWG-conductor, min. (UL 1977)	22
AWG-conductor, max. (UL 1977)	12		

Packing

Packaging	Box	VPE length	67 mm
VPE width	88 mm	VPE height	143 mm

Classifications

ETIM 6.0	EC002638	ETIM 7.0	EC002638
eClass 9.0	27-44-03-09	eClass 9.1	27-44-03-09
eClass 10.0	27-44-03-09	UNSPSC	30-21-18-10

Notes

Notes	<ul style="list-style-type: none"> • Additional colours on request • Rated current related to rated cross-section & min. No. of poles. • Crimp form A for wire end ferrules with PZ 6/5 crimping tool are recommended for the largest cable sizes. • Wire end ferrule without plastic collar to DIN 46228/1 • Wire end ferrule with plastic collar to DIN 46228/4 • P on drawing = pitch • Rated data refer only to the component itself. Clearance and creepage distances to other components are to be designed in accordance with the relevant application standards. • Long term storage of the product with average temperature of 50 °C and average humidity 70%, 36 months
IPC conformity	Conformity: The products are developed, manufactured and delivered according international recognized standards and norms and comply with the assured properties in the data sheet resp. fulfill decorative properties in accordance with IPC-A-610 "Class 2". Further claims on the products can be evaluated on request.

Approvals

Approvals	
ROHS	Conform

Data sheet**OMNIMATE Power - series STV
STV S 8 SB**

Weidmüller Interface GmbH & Co. KG
Klingenbergstraße 26
D-32758 Detmold
Germany
Fon: +49 5231 14-0
Fax: +49 5231 14-292083
www.weidmueller.com

Technical data**Downloads**

Approval/Certificate/Document of Conformity	Declaration of the Manufacturer
Brochure/Catalogue	MB DEVICE MANUF. EN FL 72H SAMPLE SER EN PO OMNIMATE EN
Engineering Data	EPLAN, WSCAD
White paper UL 600 V	Download Whitepaper

**OMNIMATE Power - series STV
STV S 8 SB**

Weidmüller Interface GmbH & Co. KG
Klingenbergstraße 26
D-32758 Detmold
Germany
Fon: +49 5231 14-0
Fax: +49 5231 14-292083
www.weidmueller.com

Drawings**Dimensional drawing**