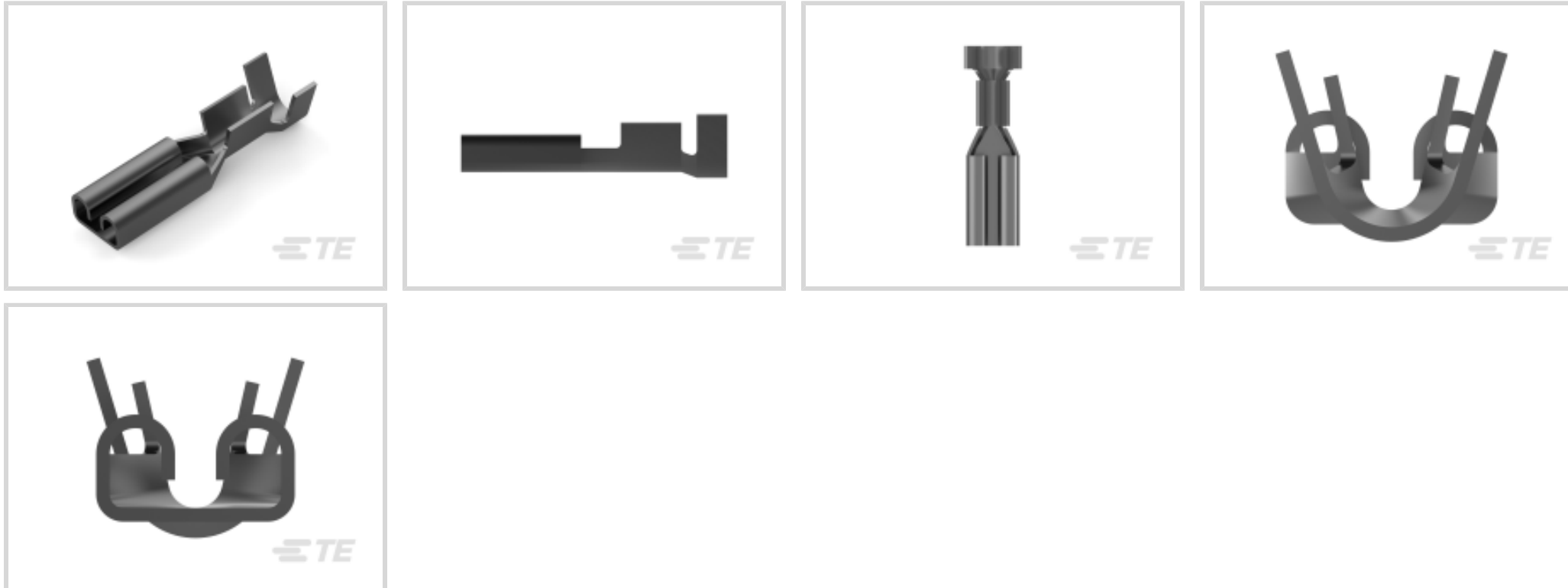




Terminals & Splices > Quick Disconnects



Quick Disconnect Terminal Type: **Receptacle**

Wire Size: .5 – 1 mm²

Mating Tab Width: 2.8 mm [.11 in]

Mating Tab Thickness: .51 mm [.02 in]

Features

Product Type Features

Terminates To	Wire & Cable
Wire/Cable Type	Discrete Wire
Wire Stop	No
Sealable	No

Configuration Features

Connection Capacity	Single
---------------------	--------

Contact Features

Quick Disconnect Terminal Type	Receptacle
Mating Tab Width	2.8 mm [.11 in]
Mating Tab Thickness	.51 mm [.02 in]
Terminal Orientation	Straight
Contact Base Material	Brass
Terminal Plating Material	Tin
Crimp Type	F-Crimp
Barrel Type	Open



Mechanical Attachment

Mating Retention Type	Dimple
Wire Insulation Support	With

Dimensions

Accepts Wire Insulation Diameter Range	2.03 – 3 mm [.08 – .118 in]
Receptacle Terminal Stock Thickness	.25 mm [.01 in]
Overall Length	14 mm, 14.9 mm [.551 in]
Wire Size	.5 – 1 mm ²

Usage Conditions

Insulation Option	Uninsulated
Operating Temperature Range	-40 – 110 °C [-40 – 230 °F]

Industry Standards

CSA Certified	Yes
UL Rating	Listed

Packaging Features

Packaging Quantity	500
Packaging Method	Loose Piece/Carton

Other

Comment	Chamfered, Versions according to DIN 46247, Part 1, all other versions have dimples, which fit IEC and ISO tabs of nominal Size 2.8.
---------	--

Product Compliance

[For compliance documentation, visit the product page on TE.com>](#)

EU RoHS Directive 2011/65/EU	Compliant
EU ELV Directive 2000/53/EC	Compliant
China RoHS 2 Directive MIIT Order No 32, 2016	No Restricted Materials Above Threshold
EU REACH Regulation (EC) No. 1907/2006	Current ECHA Candidate List: JAN 2023 (233) Candidate List Declared Against: JAN 2023 (233) Does not contain REACH SVHC
Halogen Content	Low Halogen - Br, Cl, F, I < 900 ppm per homogenous material. Also BFR/CFR/PVC



Free

Solder Process Capability

Not applicable for solder process capability

Product Compliance Disclaimer

This information is provided based on reasonable inquiry of our suppliers and represents our current actual knowledge based on the information they provided. This information is subject to change. The part numbers that TE has identified as EU RoHS compliant have a maximum concentration of 0.1% by weight in homogenous materials for lead, hexavalent chromium, mercury, PBB, PBDE, DBP, BBP, DEHP, DIBP, and 0.01% for cadmium, or qualify for an exemption to these limits as defined in the Annexes of Directive 2011/65/EU (RoHS2). Finished electrical and electronic equipment products will be CE marked as required by Directive 2011/65/EU. Components may not be CE marked. Additionally, the part numbers that TE has identified as EU ELV compliant have a maximum concentration of 0.1% by weight in homogenous materials for lead, hexavalent chromium, and mercury, and 0.01% for cadmium, or qualify for an exemption to these limits as defined in the Annexes of Directive 2000/53/EC (ELV). Regarding the REACH Regulation, the information TE provides on SVHC in articles for this part number is based on the latest European Chemicals Agency (ECHA) 'Guidance on requirements for substances in articles' posted at this URL: <https://echa.europa.eu/guidance-documents/guidance-on-reach>

Compatible Parts

TE Part # 61045-2
 FASTON .187 SERIES (4.8 MM) TPBR

TE Part # 160668-2
 110 FASTIN FASTON,REC.,20-16 AWG, PTBR

TE Part # 180441-2
 110 FASTON,REC.,20-16 AWG,TPBR

TE Part # 151791-2
 FASTON 375 REC FLAG 12-10 AWG TPBR LP

REPRESENTATION ONLY

TE Part # 169048-1
 DAHT ASSY

Also in the Series | FASTON 110

Crimp Terminal Housings(16)

Insertion & Extraction Tools(1)

PCB Terminals(21)

Quick Disconnects(171)


Customers Also Bought



TE Part #539764-1
EXTRACTION TOOL



TE Part #2-1761608-3
IDC LOW PRO HDR 10P VERT SHT L



TE Part #1-480763-0
05P UMNL PLUG HSG NATL




TE Part #2-6609107-6
PS0SXSS30=C1061



TE Part #T4062123004-001
RPC-M8-4MS-0.5SH-M8-4FS-PUR



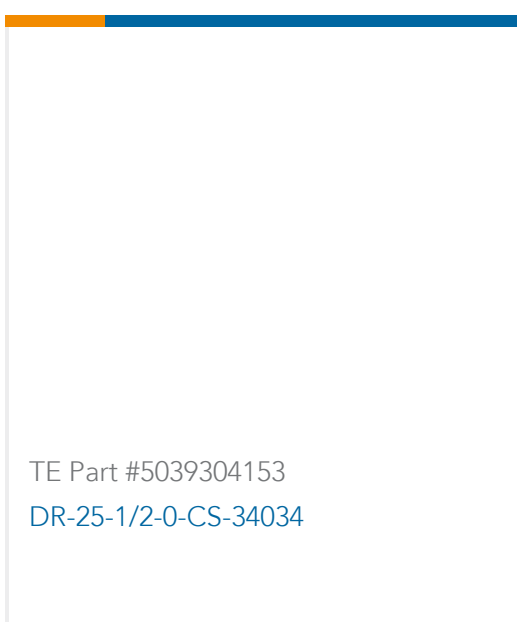
TE Part #5039572011
TPEM-NR7-0-STK



TE Part #5053244040
RNF-100-3/4-0-SP



TE Part #2-829261-2
HD.FEMALE SCREWLOCK



TE Part #5039304153
DR-25-1/2-0-CS-34034

Documents

Product Drawings

110 FASTON,REC.,20-17 AWG,TPBR

English

CAD Files

3D PDF

3D

Customer View Model

[ENG_CVM_CVM_160625-2_F.2d_dxf.zip](#)

English

Customer View Model

[ENG_CVM_CVM_160625-2_F.3d_igs.zip](#)

English

Customer View Model

[ENG_CVM_CVM_160625-2_F.3d_stp.zip](#)

English

By downloading the CAD file I accept and agree to the [Terms and Conditions](#) of use.

Product Specifications



Product Specification

English

Product Environmental Compliance

TE Material Declaration

English

Agency Approvals

UL Report

English