



Terminals & Splices > Quick Disconnects



Quick Disconnect Terminal Type: **Tab**

Wire Size: **.32 – .51 mm<sup>2</sup>**

Mating Tab Width: **2.8 mm [.11 in]**

Mating Tab Thickness: **.81 mm [.032 in]**

### Features

#### Configuration Features

Connection Capacity	Single
Compatible With Wire & Cable Type	Discrete Wire

#### Contact Features

Quick Disconnect Terminal Type	Tab
Mating Tab Width	2.8 mm [.11 in]
Mating Tab Thickness	.81 mm [.032 in]
Terminal Orientation	Straight
Contact Base Material	Brass
Terminal Plating Material	Tin
Crimp Type	F-Crimp
Barrel Type	Open

#### Termination Features

Product Terminates To	Wire & Cable
-----------------------	--------------

#### Mechanical Attachment

--	--



Locking Lance Height	1 mm[.04 in]
Wire Insulation Support	With
Mating Retention Type	Locking Lance

### Dimensions

Terminal Material Thickness	.4 mm[.015 in]
Product Length	22 mm[.86 in]
Compatible Insulation Diameter Range	1.4 – 2.21 mm[.055 – .087 in]
Wire Size	.32 – .51 mm <sup>2</sup>

### Usage Conditions

Insulation Option	Uninsulated
Operating Temperature Range	-40 – 110 °C[-40 – 230 °F]

### Packaging Features

Packaging Quantity	500
Packaging Method	Loose Piece/Carton

### Other

Line	FASTON .110
------	-------------

## Product Compliance

[For compliance documentation, visit the product page on TE.com>](#)

EU RoHS Directive 2011/65/EU	Compliant
EU ELV Directive 2000/53/EC	Compliant
China RoHS 2 Directive MIIT Order No 32, 2016	No Restricted Materials Above Threshold
EU REACH Regulation (EC) No. 1907/2006	Current ECHA Candidate List: JUNE 2024 (241) Candidate List Declared Against: JAN 2024 (240) Does not contain REACH SVHC
Halogen Content	Low Halogen - Br, Cl, F, I < 900 ppm per homogenous material. Also BFR/CFR/PVC Free
Solder Process Capability	Not applicable for solder process capability

#### Product Compliance Disclaimer

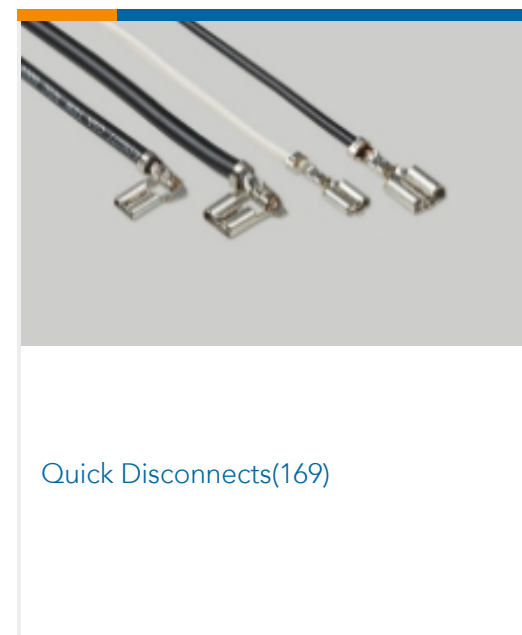

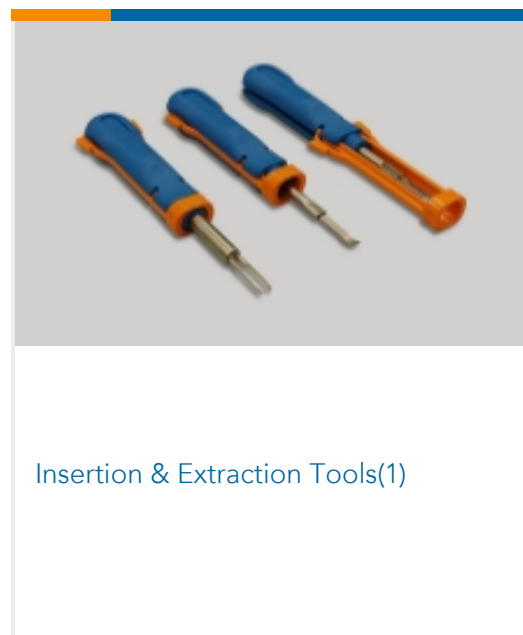
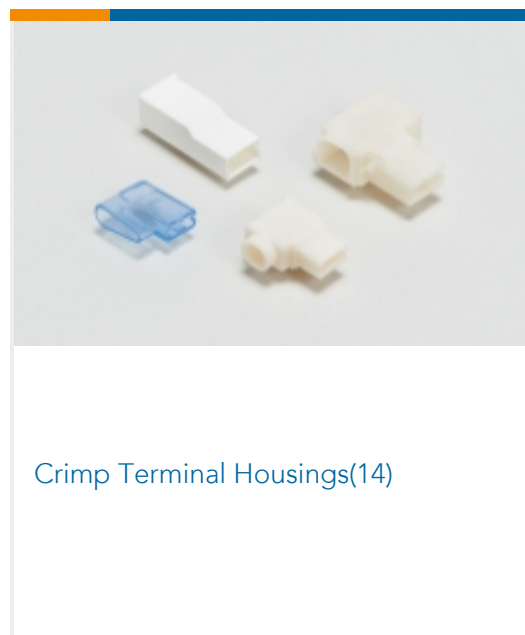
This information is provided based on reasonable inquiry of our suppliers and represents our current actual knowledge based on the information they provided. This information is subject to change. The part numbers that TE has identified as EU RoHS compliant have a maximum concentration of 0.1% by weight in homogenous materials for lead, hexavalent chromium, mercury, PBB, PBDE, DBP, BBP, DEHP, DIBP, and 0.01% for cadmium, or qualify for an exemption to these

limits as defined in the Annexes of Directive 2011/65/EU (RoHS2). Finished electrical and electronic equipment products will be CE marked as required by Directive 2011/65/EU. Components may not be CE marked. Additionally, the part numbers that TE has identified as EU ELV compliant have a maximum concentration of 0.1% by weight in homogenous materials for lead, hexavalent chromium, and mercury, and 0.01% for cadmium, or qualify for an exemption to these limits as defined in the Annexes of Directive 2000/53/EC (ELV). Regarding the REACH Regulation, the information TE provides on SVHC in articles for this part number is based on the latest European Chemicals Agency (ECHA) 'Guidance on requirements for substances in articles' posted at this URL: <https://echa.europa.eu/guidance-documents/guidance-on-reach>

## Compatible Parts



## Also in the Series | FASTON 110



## Customers Also Bought





TE Part #794193-1  
08P MINI UMNL2 CAP HSG UL94V0



TE Part #927766-1  
JPT REC 2.8 Contact SWS Sn



TE Part #1-794224-0  
MINI UMNL2 PIN 30-26AWG LP LF



TE Part #5004-001-2405  
DUST CAP, 24SZ, REC, BLK, HDBOX



TE Part #7-1437558-1  
MTE106G=(MSTE) SW TOG  
WATERPRO

## Documents

### Product Drawings

[FF 110 TAB 22-20AWG TPBR LP](#)

English

### CAD Files

[3D PDF](#)

3D

Customer View Model

[ENG\\_CVM\\_CVM\\_160309-2\\_B.2d\\_dxf.zip](#)

English

Customer View Model

[ENG\\_CVM\\_CVM\\_160309-2\\_B.3d\\_igs.zip](#)

English

Customer View Model

[ENG\\_CVM\\_CVM\\_160309-2\\_B.3d\\_stp.zip](#)

English

By downloading the CAD file I accept and agree to the [Terms and Conditions](#) of use.

### Product Specifications

[Application Specification](#)

English