

# "High Frequency Ceramic Solutions"

## 1.6 GHz Balun

P/N 1600BL15B100

Detail Specification: 08/31/2009

Page 1 of 2

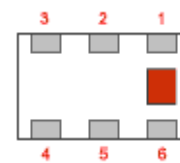
### General Specifications

Part Number	1600BL15B100
Frequency (MHz)	1500~1700
Unbalanced Impedance	50 Ω
Differential Balanced Imp.	100 Ω
Insertion Loss	1.0 dB max.
Return Loss	9.5 dB min.
Phase Difference (deg.)	180 ± 10
Amplitude Difference	2 dB max.

Operating Temperature	-40 to +85°C
Reel Quantity	4000
Power Capacity	3.0 watts max.
Rec. Storage Conditions	+5 ~ +35 oC, Humidity 45~75%RH

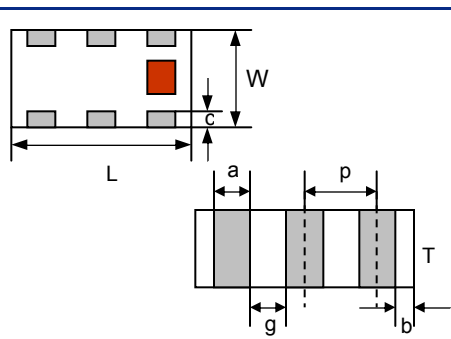
### Terminal Configuration

No.	Function
1	Unbalanced Port
2	GND, or DC Bias+ RF Bypass
3	Balanced Port
4	Balanced Port
5	GND
6	NC



### Mechanical Dimensions

	In	mm
L	0.079 ± 0.004	2.00 ± 0.10
W	0.049 ± 0.004	1.25 ± 0.10
T	0.033 ± 0.004	0.85 ± 0.10
a	0.012 ± 0.004	0.30 ± 0.10
b	0.008 ± 0.004	0.20 ± 0.10
c	0.012 +.004/-0.006	0.30 +0.1/-0.2
g	0.014 ± 0.004	0.35 ± 0.10
p	0.026 ± 0.002	0.65 ± 0.05

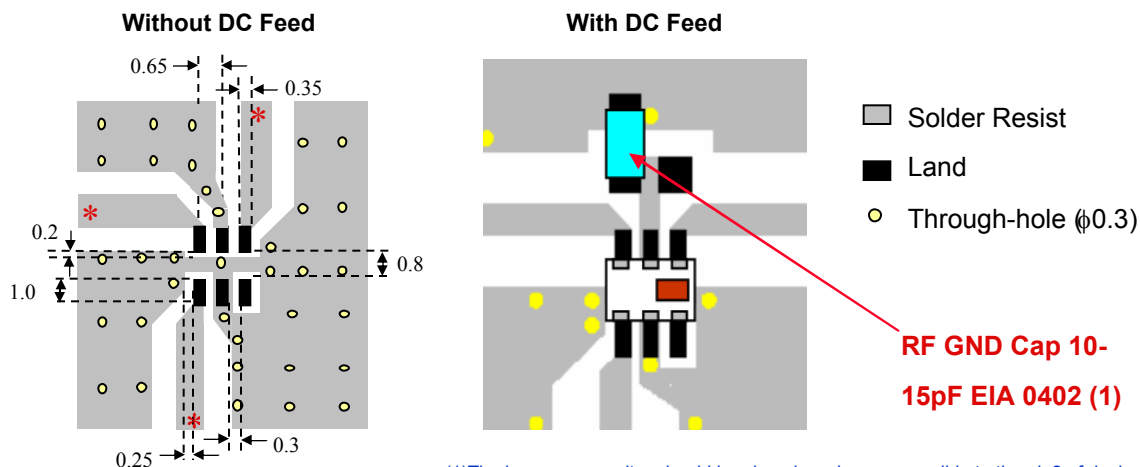


### Mounting Considerations

Mount these devices with brown mark facing up.

Line width should be designed to provide proper impedance matching characteristics.

Units: mm



Johanson Technology, Inc. reserves the right to make design changes without notice.

All sales are subject to Johanson Technology, Inc. terms and conditions.

# "High Frequency Ceramic Solutions"

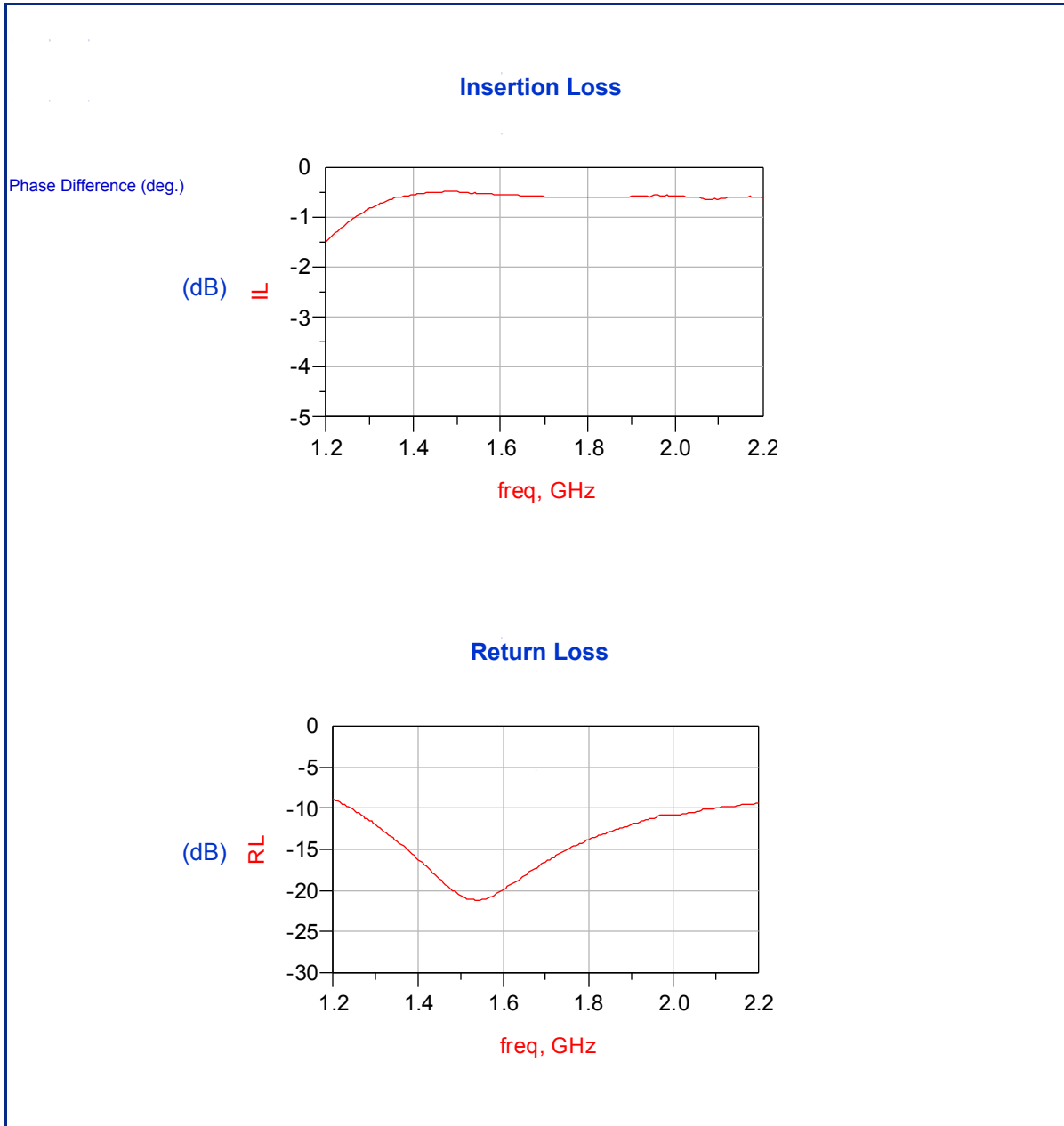
**1.6 GHz Balun**

**P/N 1600BL15B100**

Detail Specification: 08/31/2009

Page 2 of 2

## Typical Electrical Performance (T=25°C)



Johanson Technology, Inc. reserves the right to make design changes without notice.

All sales are subject to Johanson Technology, Inc. terms and conditions.



[www.johansontechnology.com](http://www.johansontechnology.com)

4001 Calle Tecate • Camarillo, CA 93012 • TEL 805.389.1166 FAX 805.389.1821

2009 Johanson Technology, Inc. All Rights Reserved