

## Contact insert - HC-DD108-I-CT-F - 1584130

Please be informed that the data shown in this PDF Document is generated from our Online Catalog. Please find the complete data in the user's documentation. Our General Terms of Use for Downloads are valid (<http://phoenixcontact.com/download>)



HEAVYCON female insert, DD108 series, 108-pos., crimp connection



### Key Commercial Data

Packing unit	1 pc
Weight per Piece (excluding packing)	99.2 g
Custom tariff number	85366990
Country of origin	China

### Technical data

#### General

Note	For HEAVYCON ADVANCE and HEAVYCON housing of B24 type, crimp contacts CK 1,6-ED (crimp contacts not included in the scope of supply). Plug-in connections may only be operated only when there is no load/voltage.
Connection method	Crimp connection
Pollution degree	3
Overvoltage category	III
Constructional and testing regulations	DIN VDE 0627/86
	DIN VDE 0110/02.79
	DIN VDE 0110-1/04.97
	IEC 60664-1, DIN IEC 60512
	IEC 60352
Number of positions	108+PE
Insertion/withdrawal cycles	≥ 500
Type	B24
Connection in acc. with standard	IEC / EN
Conductor cross section	0.14 mm <sup>2</sup> ... 2.5 mm <sup>2</sup>

# Contact insert - HC-DD108-I-CT-F - 1584130

## Technical data

### General

Connection cross section AWG	26 ... 14
Stripping length of the individual wire	8 mm (0.14 - 1.5 mm <sup>2</sup> )
	6 mm (2.5 mm <sup>2</sup> )
Assembly instructions	-Housing heights with h >= 72 mm are recommended in the case of a large number of wires. -Use of HC-CST (1676857) coding pins and HC-CBU (1676860) coding sockets has been prescribed.
Connection	Connectors may be plugged in only when there is no load/voltage.

### Ambient conditions

Ambient temperature (operation)	-40 °C ... 125 °C (including heating up of contacts)
---------------------------------	--

### Material data

Flammability rating according to UL 94	V0
Contact material	Copper alloy
Contact surface material	Ag (alternatively Au)
Contact carrier material	PC
Standards/regulations	PC: Fire protection in rail vehicles - requirement sets R22, R23, and R24 acc. to DIN EN 45545-2 (Risk level HL1 - HL3)

### Electrical characteristics

Rated voltage (III/3)	250 V
Rated surge voltage	4 kV
Rated current	10 A

### Standards and Regulations

Connection in acc. with standard	IEC / EN
	CSA
Constructional and testing regulations	DIN VDE 0627/86
	DIN VDE 0110/02.79
	DIN VDE 0110-1/04.97
	IEC 60664-1, DIN IEC 60512
	IEC 60352
Flammability rating according to UL 94	V0

## Classifications

### eCl@ss

eCl@ss 4.0	272607xx
eCl@ss 4.1	27260701
eCl@ss 5.0	27143424

# Contact insert - HC-DD108-I-CT-F - 1584130

## Classifications

### eCl@ss

eCl@ss 5.1	27143424
eCl@ss 6.0	27143424
eCl@ss 7.0	27440209
eCl@ss 8.0	27440205
eCl@ss 9.0	27440205

### ETIM

ETIM 3.0	EC000438
ETIM 4.0	EC000437
ETIM 5.0	EC000438

### UNSPSC

UNSPSC 6.01	30211923
UNSPSC 7.0901	39121522
UNSPSC 11	39121522
UNSPSC 12.01	39121522
UNSPSC 13.2	39121522

## Approvals

### Approvals

---

#### Approvals

CSA / UL Recognized / cUL Recognized / EAC / EAC / GL / cULus Recognized

---


#### Ex Approvals

---

#### Approvals submitted

---


### Approval details


	
mm <sup>2</sup> /AWG/kcmil	26-14

## Contact insert - HC-DD108-I-CT-F - 1584130

### Approvals

Nominal current I <sub>N</sub>	7 A
Nominal voltage U <sub>N</sub>	250 V

UL Recognized 	
mm <sup>2</sup> /AWG/kcmil	14
Nominal current I <sub>N</sub>	10 A
Nominal voltage U <sub>N</sub>	250 V

cUL Recognized 	
mm <sup>2</sup> /AWG/kcmil	14
Nominal current I <sub>N</sub>	7 A
Nominal voltage U <sub>N</sub>	250 V

EAC
-----

EAC
-----


GL
----

cULus Recognized 
--

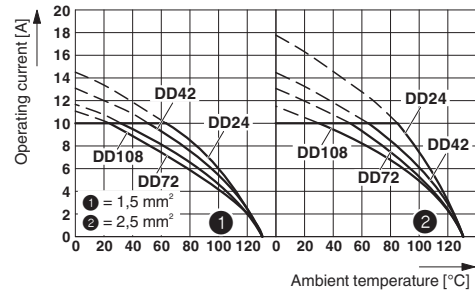
### Drawings

# Contact insert - HC-DD108-I-CT-F - 1584130

Schematic diagram



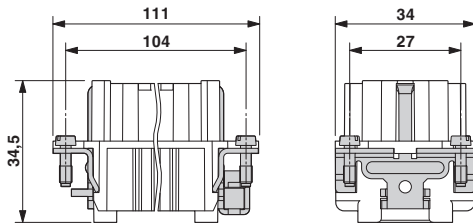
Diagram



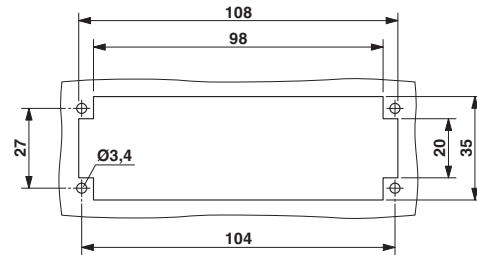
Connector pin assignment, connection side

Derating diagram

Dimensional drawing



Dimensional drawing



Female insert

Mounting cutout when used without housing