



# Series 0501 Strip-line Sockets with Bifurcated Contact Wire Wrap Pins

## FEATURES:

- For mounting liquid crystal displays and other high pin count or odd centered components.
- Available in several sizes with bifurcated contacts in wire wrap or solder tail pins. Consult Data Sheet No. 12008 for solder tail pins.
- Optional spacer available for mounting on .300 [7.62], .600 [15.24], .900 [22.86], 1.100 [27.94], and 1.300 [33.02] centers. Consult factory for other sizes.

## SPECIFICATIONS:

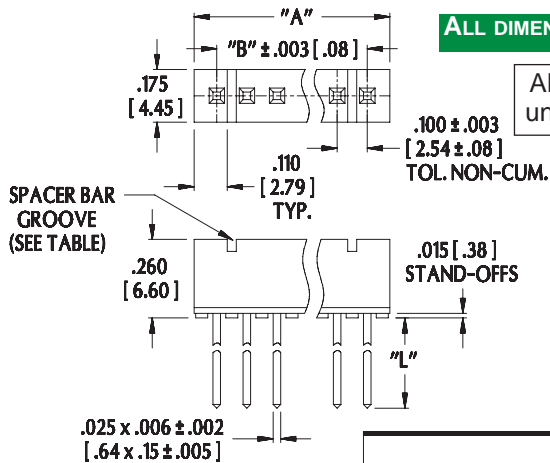
- Body is black UL 94-V0 Glass-filled 4/6 Nylon.
- Pin is Grade A Phosphor Bronze per QQ-B-750.
- Optional spacer is FR-406, .032 [.81] thick.
- Pin plating is:
  - 11 = 10µ [25µm] min. Gold per MIL-G-45204 over 50µ [1.27µm] min. Nickel per SAE-AMS-QQ-N-290.
  - 10 = 200µ" min Matte Tin per ASTM B545-97 over 50µ" min. Nickel per SAE-AMS-QQ-N-290.
  - 10TL = 200µ" min. 90/10 Tin/Lead per MIL-T-10727 Type 1 over 50µ" min. Nickel per SAE-AMS-QQ-N-290.
- Current rating=1 Amp.
- Operating temperature= -67°F to 221°F [-55°C to 105°C] Tin & Tin/Lead plating, = -67°F to 257°F [-55°C to 125°C] Gold.
- Insertion Force=110 grams/pin average; Withdrawal Force=75 grams/pin average.
- Accepts flat leads up to .014 x .020 wide [.36-.51], round leads up to .020 [.51] in diameter.
- Socket accepts lead lengths from seating plane .080-.160 [2.03-4.06].

## MOUNTING CONSIDERATIONS:

- Suggested PCB hole size=.045 ± .002 [1.14 ± .05] dia.

"A"=(NO. OF PINS X .100 [2.54]) + .050 [1.27]

"B"=(NO. OF PINS PER ROW - 1) X .100 [2.54]




No. of Pins	No. of Grooves
20	2
25	2
30	2
34	3
40	2

	Dim. "L"
2 level wire wrap	.420 [10.67]
3 level wire wrap	.690 [17.52]

Other sizes available. Consult factory.

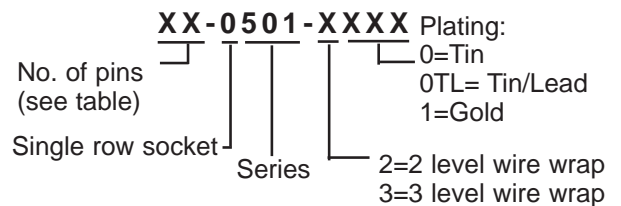
Consult Data Sheet No. 12008 for strip-line sockets with solder tail pins.

SPACER BAR

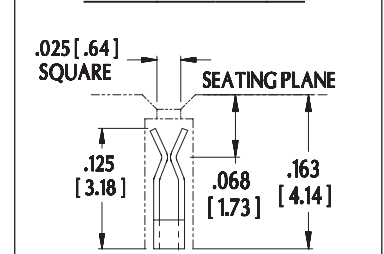


Note: Aries specializes in custom design and production. In addition to the standard products shown on this page, special materials, platings, sizes, and configurations can be furnished, depending on quantities. Aries reserves the right to change product specifications without notice.

## ORDERING INFORMATION

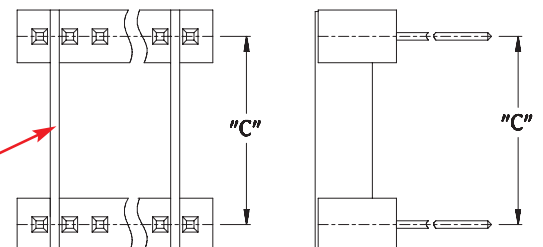
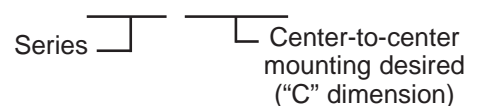


## CONTACT DETAIL



## ORDERING INFORMATION (for spacer bar)

0500-X.XXX



http://www.arieselec.com • info@arieselec.com

NORTH AMERICA  
Frenchtown, NJ USA  
TEL: (908) 996-6841  
FAX: (908) 996-3891



EUROPE  
TEL: +44 870 240 0249  
FAX: +44 871 919 6033  
europe@arieselec.com



12009  
REV.D