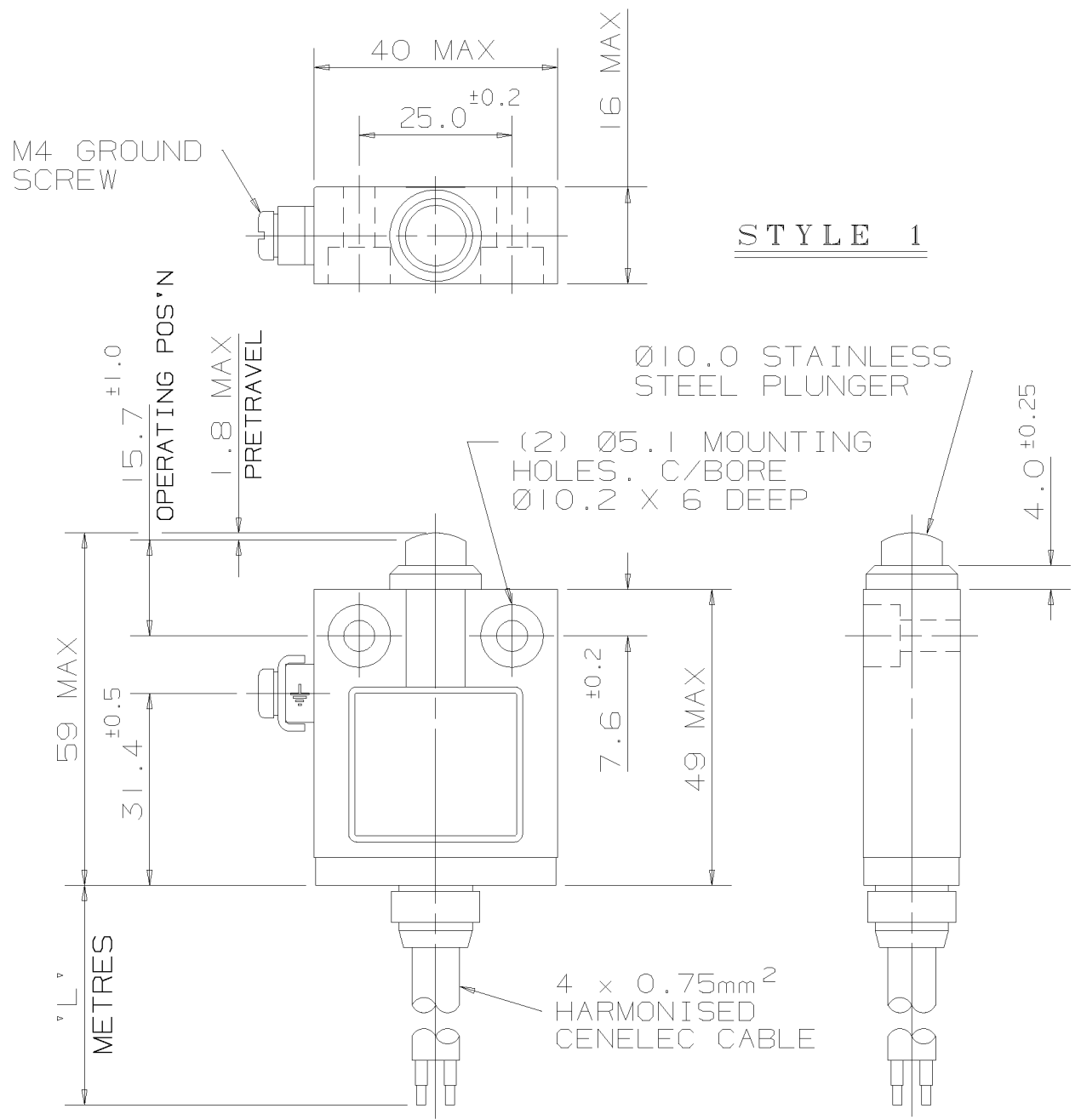


DO NOT SCALE PRINT
14CE101 SERIES CHART 1
 DRAWING NUMBER
 ISSUE 20
 RELEASE No. CN-40644 REPLACES
 REVISIONS
 16 AM
 MS-11780
 17 CNI 6697
 I WEIR
 18 CO1033
 M. LOCH
 19 CO*1224
 IW 11/99
 20 CO*1306
 IW 12/99
 3/92
 I. WEIR
 DESIGN
 AUTHOR 'N

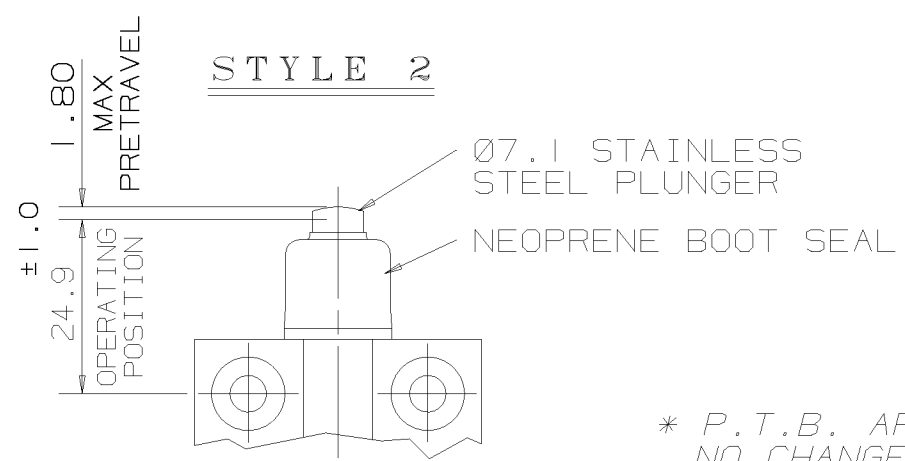
Honeywell
SMALL PRECISION LIMIT SWITCH

CATALOGUE LISTING
14CE101 SERIES
CHART 1

REMARKS	STYLE	'L'	CHARACTERISTICS				REL No	I S S	CATALOGUE LISTING
			OVER TRAVEL	DIFFER'L TRAVEL	RELEASE FORCE	OPERATING FORCE			



SEALED TO IP65	1	1	3.0 MIN	0.10 MAX	450g MIN	1200g MAX	1916 085B	8	14CE101-1
		2					MS-11699	1	14CE101-2
		3					MS-40263	6	14CE101-3
		4					MS-11723	1	14CE101-4
		6					MS-40282	6	14CE101-6
		10					MS-12021	1	14CE101-10
		15					MS-11780	1	14CE101-15
SEALED TO IP66/67	2	1	3.0 MIN	0.10 MAX	2300g MAX	MS-20250	3	14CE118-1	
		6				MS-10389	3	14CE118-6	
		10				MS-12015	1	14CE118-10	

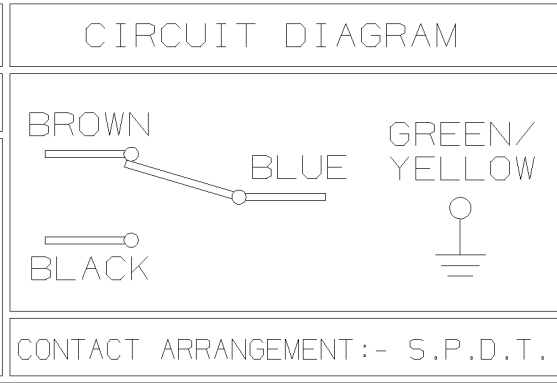


** P.T.B. APPROVED PART *
 NO CHANGE TO DRAWING
 WITHOUT THE JOINT AGREEMENT OF
 APPROVALS/DESIGN/MARKETING*

NOTES:-

- DIE CAST HOUSING FINISHED WITH GREY PAINT.
- PTB APPROVED II 2 G EExdIIC T6
- SUFFIX 'G' DENOTES BASIC SWITCH HAS GOLD CONTACTS.
- IT IS PERMISSIBLE TO HAVE SUFFIX 'RS' OR 'FE' ON ANY STANDARD LISTING.
- ALL LISTINGS EN60947-5-1 APPROVED EXCEPT THOSE LISTINGS WITH SUFFIX 'G' (GOLD CONTACTS).
- TEMPERATURE RANGE : 0°C TO +70°C.

ELECTRICAL RATING			
SILVER CONTACTS		GOLD CONTACTS	
AC	DC		
D300 AC14 Ue Ie	R300 DC13 Ue Ie	1 - 50V AC/DC	
VOLTS AMPS 120 0.6 240 0.3	VOLTS AMPS 125 0.22 250 0.1	1 - 100mA	



APPROVALS

EN50014
EN50018
EN60947-5-1

THE COPYRIGHT OF THIS DRAWING IS THE PROPERTY OF HONEYWELL LTD. THE DRAWING IS SUPPLIED IN CONFIDENCE AND MUST NOT BE USED FOR ANY PURPOSE OTHER THAN THAT FOR WHICH IT IS SUPPLIED.

THIRD ANGLE PROJECTION

MODIFY ON CAD SYSTEM ONLY SCALE :- 1/1 DIMENSIONS IN MM TOLERANCES UNLESS OTHERWISE SPECIFIED ±0.15