

147381-7 ✓ ACTIVE

AMPMODU | AMPMODU 50/50 Grid

TE Internal #: 147381-7

AMPMODU 50/50 Grid, PCB Mount Header, Vertical, Board-to-Board, 70 Position, 1.27mm [.05in] Centerline, Shrouded, Gold, Printed Circuit Board

[View on TE.com >](#)



Connectors > PCB Connectors > Board-to-Board Connectors > Board-to-Board Headers & Receptacles



PCB Connector Assembly Type: **PCB Mount Header**

PCB Mount Orientation: **Vertical**

Connector System: **Board-to-Board**

Number of Positions: **70**

Centerline (Pitch): **1.27 mm [.05 in]**

Features

Product Type Features

PCB Connector Assembly Type	PCB Mount Header
Connector System	Board-to-Board
Header Type	Shrouded
Sealable	No
Connector & Contact Terminates To	Printed Circuit Board

Configuration Features

Number of Rows	2
Connector Contact Load Condition	Selectively Loaded
PCB Mount Orientation	Vertical
Number of Positions	70
Board-to-Board Configuration	Parallel

Electrical Characteristics

Operating Voltage	30 VAC
-------------------	--------

Body Features

PCB Retention Feature Material	Copper Alloy
PCB Retention Feature Plating Material	Tin-Lead over Nickel

Contact Features

	150 μ m
--	-------------



Mating Pin Diameter	.46 mm[.018 in]
Contact Shape & Form	Round
Contact Underplating Material	Nickel
PCB Contact Termination Area Plating Material	Tin-Lead
Contact Base Material	Phosphor Bronze
Contact Mating Area Plating Material	Gold
Contact Type	Pin
Contact Current Rating (Max)	.5 A

Termination Features

Round Termination Post & Tail Diameter	.46 mm[.018 in]
	.03 in
Termination Method to Printed Circuit Board	Surface Mount

Mechanical Attachment

PCB Mount Retention Type	Hold-Down Post
Mating Alignment	With
Mating Alignment Type	Keyed
PCB Mount Retention	With

Housing Features

Centerline (Pitch)	1.27 mm[.05 in]
Housing Color	Black
Housing Material	LCP (Liquid Crystal Polymer)

Dimensions

Row-to-Row Spacing	1.27 mm[.05 in]
Stack Height	6.35 mm[.25 in]

Usage Conditions

Operating Temperature Range	-65 – 105 °C
-----------------------------	--------------

Operation/Application

Assembly Process Feature	Vacuum Cover
--------------------------	--------------

Industry Standards

Approved Standards	CSA LR7189, UL E28476
UL Flammability Rating	UL 94V-0

Packaging Features



Packaging Quantity	250
Packaging Method	Tape & Reel

Other

Comment	Other sizes are available.
---------	----------------------------

Product Compliance

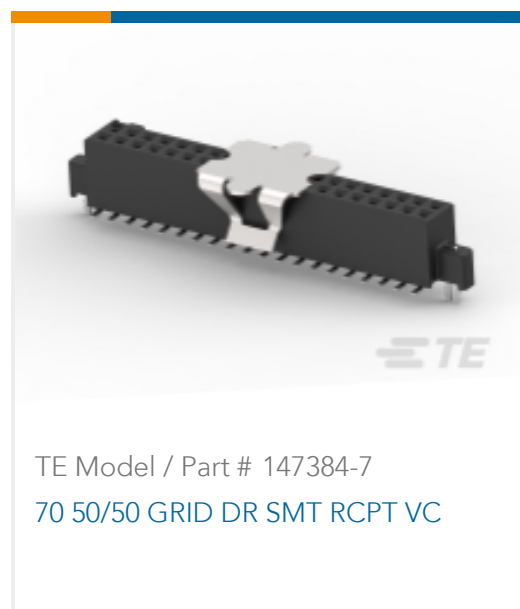

[For compliance documentation, visit the product page on TE.com>](#)

EU RoHS Directive 2011/65/EU	Compliant
EU ELV Directive 2000/53/EC	Compliant
China RoHS 2 Directive MIIT Order No 32, 2016	No Restricted Materials Above Threshold
EU REACH Regulation (EC) No. 1907/2006	Current ECHA Candidate List: JUN 2020 (209) Candidate List Declared Against: JUN 2020 (209) Does not contain REACH SVHC
Halogen Content	Not Low Halogen - contains Br or Cl > 900 ppm.
Solder Process Capability	Reflow solder capable to 260°C

Product Compliance Disclaimer

This information is provided based on reasonable inquiry of our suppliers and represents our current actual knowledge based on the information they provided. This information is subject to change. The part numbers that TE has identified as EU RoHS compliant have a maximum concentration of 0.1% by weight in homogenous materials for lead, hexavalent chromium, mercury, PBB, PBDE, DBP, BBP, DEHP, DIBP, and 0.01% for cadmium, or qualify for an exemption to these limits as defined in the Annexes of Directive 2011/65/EU (RoHS2). Finished electrical and electronic equipment products will be CE marked as required by Directive 2011/65/EU. Components may not be CE marked. Additionally, the part numbers that TE has identified as EU ELV compliant have a maximum concentration of 0.1% by weight in homogenous materials for lead, hexavalent chromium, and mercury, and 0.01% for cadmium, or qualify for an exemption to these limits as defined in the Annexes of Directive 2000/53/EC (ELV). Regarding the REACH Regulation, the information TE provides on SVHC in articles for this part number is based on the latest European Chemicals Agency (ECHA) 'Guidance on requirements for substances in articles' posted at this URL: <https://echa.europa.eu/guidance-documents/guidance-on-reach>


Compatible Parts



Also in the Series | AMPMODU 50/50 Grid



Board-to-Board Headers & Receptacles(283)



PCB Connector Covers(9)

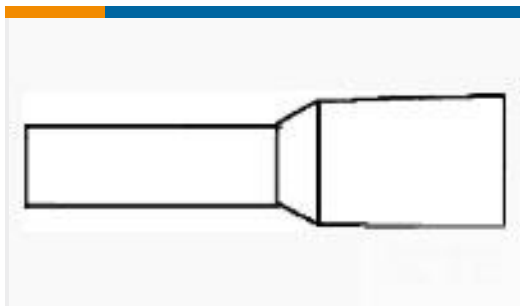


Ribbon Cable Connectors(32)



Wire-to-Board Headers & Receptacles (12)

Customers Also Bought



TE Model / Part #966066-2
ADERENDHUELSE L BL



TE Model / Part #1393481-5
V23529B1225C209=SUB D STIFTLEI



TE Model / Part #8-1624112-9
3650 0603 0.18uH 5% 2K RL



TE Model / Part #5177986-4
0.8FH,P05H.5,100,08/Sn,TR,SC



TE Model / Part #5161390-2
02P.DIP SWITCH ASSY



TE Model / Part #1879026-1
YR1 0.1% 10R2



TE Model / Part #7-1879026-6
YR1 0.1% 41R2



TE Model / Part #216905-1
POSITIVE LOCK POWER
RECEPTACLE TPPHBRZ



TE Model / Part #6-969982-8
AMPMODU II Action Pin Header, dual
row

Documents

Product Drawings

70 50/50 HDR SMT.250 W/HD VC

English

CAD Files

3D PDF

3D



Customer View Model

[ENG_CVM_CVM_147381-7_D.2d_dxf.zip](#)

English

Customer View Model

[ENG_CVM_CVM_147381-7_D.3d_igs.zip](#)

English

Customer View Model

[ENG_CVM_CVM_147381-7_D.3d_stp.zip](#)

English

By downloading the CAD file I accept and agree to the [Terms and Conditions](#) of use.

Product Specifications

[Application Specification](#)

English

Agency Approvals

[UL Report](#)

English