

Valve connectors - SACC-VB-3CON-M16/A-1L-SV 24V



1452149

<https://www.phoenixcontact.com/de/produkte/1452149>

Please be informed that the data shown in this PDF document is generated from our Online Catalog. Please find the complete data in the user documentation. Our General Terms of Use for Downloads are valid.



Valve connectors, Universal, 3-position, Valve connector A, Screw connection, cable gland M16, external cable diameter 6 mm ... 8 mm

Commercial Data

Item number	1452149
Packing unit	1 pc
Minimum order quantity	1 pc
Sales Key	C1 - Sensor-Aktor-Kabel
Product Key	BF2DAA
Catalog Page	Page 28 (C-2-2019)
GTIN	4046356536318
Weight per Piece (including packing)	28,4 g
Weight per Piece (excluding packing)	27,4 g
Customs tariff number	85366990
Country of origin	HU

Technical Data

Notes

Assembly instruction:

NOTE: Observe the permissible bending radii when laying conductors, since the degree of protection may be put in jeopardy if the bending forces are too high. Alleviate mechanical loads upstream of the connector, e.g. by using cable ties.

Product properties

Product type	Valve connector
Number of positions	3
No. of cable outlets	1
Shielded	no
Pg screw connection	M16

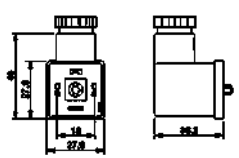
Insulation characteristics

Overvoltage category	II
Degree of pollution	3

Material specifications

Color	transparent
Flammability rating according to UL 94	HB
Sealing material	NBR
Material housing valve plug	PA
Contact material	CuZn
Contact surface material	CuSn

Dimensions

Dimensional drawing	
Width	27.9 mm
Height	33.2 mm
Length	40 mm

External dimensions

Outside diameter	6 mm ... 8 mm
------------------	---------------

Electrical properties

Contact resistance	≤ 4 mΩ
Insulation resistance	> 2 GΩ
Nominal voltage U_N	24 V AC
	24 V DC

1452149

<https://www.phoenixcontact.com/de/produkte/1452149>

Nominal current I_N	1.5 A
Protective circuit	Surge protection; Varistor

Valve connector characteristics

Fixing screws	M3 x 33,5
---------------	-----------

Mechanical properties

Mechanical data

Insertion/withdrawal cycles	50 (Valve connector)
-----------------------------	----------------------

LED signaling

Status display	Yellow LED
Status display present	yes

Connection data

Connection method	Screw connection
Conductor cross section	0.25 mm ² ... 1.5 mm ²
Connection cross section AWG	24 ... 16
Tightening torque	1.8 Nm ±0.2 Nm (Pressure screw)
	0.4 Nm ±0.1 Nm (Central screw)
	0.2 Nm ±0.1 Nm (Contact screw)

Connector

Connection 1

Head design	Valve connector
Head thread type	A

Environmental and real-life conditions

Ambient conditions

Degree of protection	IP65
Ambient temperature (operation)	-25 °C ... 60 °C (valve plug)

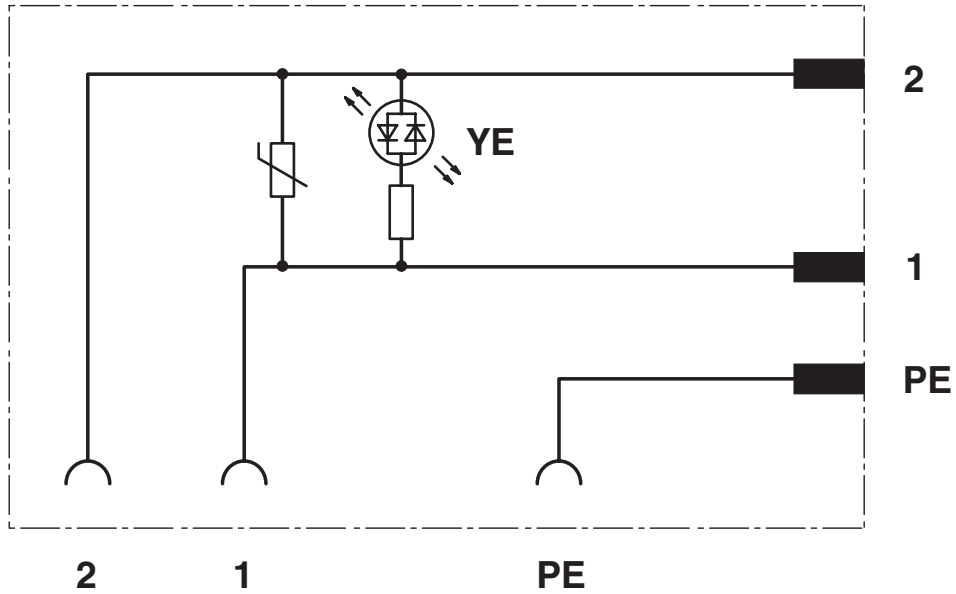
Standards and regulations

Valve connector

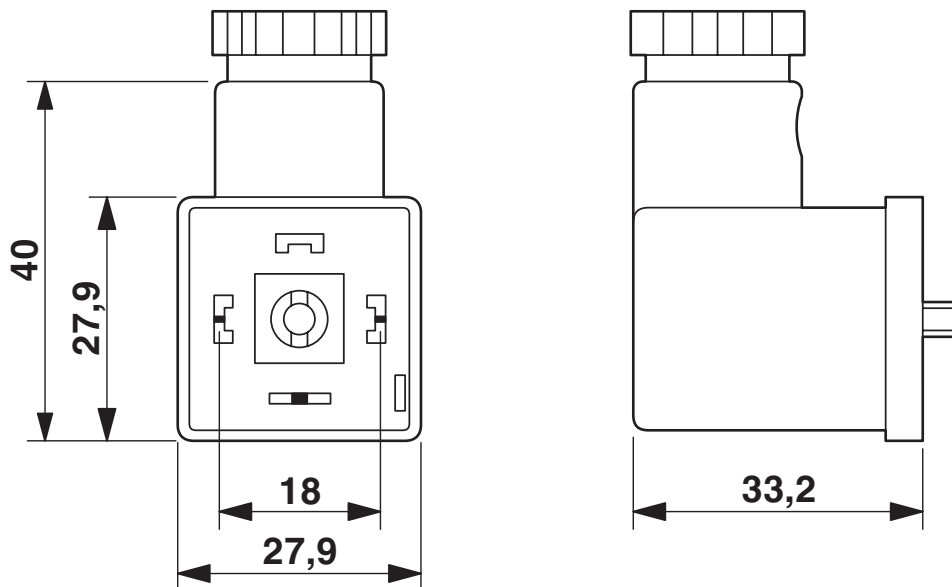
Standards/specifications	EN 175301-803
--------------------------	---------------

Drawings

Circuit diagram



Dimensional drawing



1452149

<https://www.phoenixcontact.com/de/produkte/1452149>

Approvals



EAC

Approval ID: RU C-DE.AI30.B.01102



EAC

Approval ID: EAC-Zulassung



EAC

Approval ID: RU C-DE.BL08.B.00511

1452149

<https://www.phoenixcontact.com/de/produkte/1452149>

Classifications

ECLASS

ECLASS-9.0	27440105
ECLASS-10.0.1	27440105
ECLASS-11.0	27440105

ETIM

ETIM 8.0	EC003623
----------	----------

UNSPSC

UNSPSC 21.0	31251500
-------------	----------

1452149

<https://www.phoenixcontact.com/de/produkte/1452149>

Environmental Product Compliance

REACH SVHC	Lead 7439-92-1
China RoHS	Environmentally Friendly Use Period = 25; For information on hazardous substances, refer to the manufacturer's declaration available under "Downloads"

Phoenix Contact 2022 © - all rights reserved
<https://www.phoenixcontact.com>

PHOENIX CONTACT Deutschland GmbH
Flachsmarktstraße 8
D-32825 Blomberg
+49 52 35/3-1 20 00
info@phoenixcontact.de