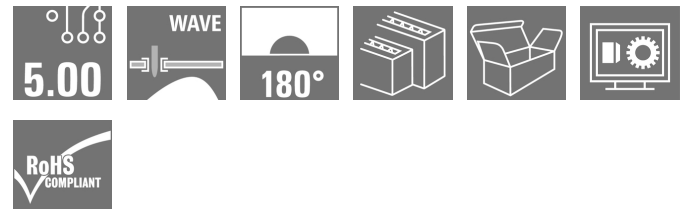


OMNIMATE Signal - series RSV RSV1,6 LBF18 GR 3,2 SN

Weidmüller Interface GmbH & Co. KG
Klingenbergstraße 16
D-32758 Detmold
Germany
Fon: +49 5231 14-0
Fax: +49 5231 14-292083
www.weidmueller.com

Product image



Similar to illustration

Rectangular plug-in male and female connector with solder contacts for PCB applications. High connection density achieved by using several rows and crimp contacts in the mating connector. The plug-in connectors can be coded and locked to the mating connector. Supplied in cardboard box.

General ordering data

| | |
|--------------|---|
| Type | RSV1,6 LBF18 GR 3,2 SN |
| Order No. | 1444700000 |
| Version | PCB plug-in connector, female header, THT solder connection, 5.00 mm, No. of poles: 18, 180°, Solder pin length (l): 3.2 mm, tinned, Pebble grey, Box |
| GTIN (EAN) | 4008190152147 |
| Qty. | 25 pc(s). |
| Product data | IEC: 500 V / 14 A UL: 300 V / 10 A |
| Packaging | Box |

OMNIMATE Signal - series RSV
RSV1,6 LBF18 GR 3,2 SN

Weidmüller Interface GmbH & Co. KG
 Klingenbergstraße 16
 D-32758 Detmold
 Germany
 Fon: +49 5231 14-0
 Fax: +49 5231 14-292083
 www.weidmueller.com

Technical data
Dimensions and weights

| | | | |
|--------------------------|---------|------------|---------|
| Height of lowest version | 14.3 mm | Net weight | 13.96 g |
|--------------------------|---------|------------|---------|

Environmental Product Compliance

| | |
|------------|----------------|
| REACH SVHC | Lead 7439-92-1 |
|------------|----------------|

System specifications

| Product family | OMNIMATE Signal - series RSV | Type of connection | Board connection |
|----------------------------------|------------------------------|--|------------------|
| Mounting onto the PCB | THT solder connection | Pitch in mm (P) | 5 mm |
| Pitch in inches (P) | 0.197 inch | Outgoing elbow | 180° |
| No. of poles | 18 | Solder pin length (l) | 3.2 mm |
| Tolerance of solder pin position | ± 0.20 mm | Solder pin dimensions | d = 0.97 mm |
| Solder eyelet hole diameter (D) | 1.3 mm | Solder eyelet hole diameter tolerance (D)+ | 0,1 mm |
| L1 in mm | 25 mm | L1 in inches | 0.984 inch |
| Number of rows | 1 | Pin series quantity | 3 |


Material data

| | | | |
|---------------------------------------|--------------|-----------------------------|-------------|
| Insulating material | Wemid (PA) | Colour | Pebble grey |
| Colour chart (similar) | RAL 7032 | UL 94 flammability rating | V-0 |
| Contact material | Copper alloy | Contact surface | tinned |
| Storage temperature, min. | -25 °C | Storage temperature, max. | 55 °C |
| Max. relative humidity during storage | 80 % | Operating temperature, max. | 100 °C |
| Temperature range, installation, max. | 100 °C | | |

Rated data acc. to IEC

| | | | |
|---|------------------------|---|-------------------|
| tested acc. to standard | IEC 60664-1, IEC 61984 | Rated current, min. no. of poles (Tu=20°C) | 14 A |
| Rated current, max. no. of poles (Tu=20°C) | 10 A | Rated current, min. no. of poles (Tu=40°C) | 12 A |
| Rated current, max. no. of poles (Tu=40°C) | 8.5 A | Rated voltage for surge voltage class / pollution degree II/2 | 500 V |
| Rated voltage for surge voltage class / pollution degree III/2 | 320 V | Rated voltage for surge voltage class / pollution degree III/3 | 250 V |
| Rated impulse voltage for surge voltage class/ pollution degree II/2 | 2.5 kV | Rated impulse voltage for surge voltage class/ pollution degree III/2 | 2.5 kV |
| Rated impulse voltage for surge voltage class/ contamination degree III/3 | 4 kV | Short-time withstand current resistance | 3 x 1s with 120 A |

Rated data acc. to CSA

| | | | |
|-----------------------------------|---|-----------------------------------|----------|
| Institute (CSA) |  | Certificate No. (CSA) | 53975-13 |
| Rated voltage (Use group C / CSA) | 300 V | Rated current (Use group C / CSA) | 13 A |
| Reference to approval values | Specifications are maximum values, details - see approval certificate. | | |

Data sheet

OMNIMATE Signal - series RSV RSV1,6 LBF18 GR 3,2 SN

Weidmüller Interface GmbH & Co. KG
 Klingenbergstraße 16
 D-32758 Detmold
 Germany
 Fon: +49 5231 14-0
 Fax: +49 5231 14-292083
 www.weidmueller.com

Technical data

Rated data acc. to UL 1059

| | | | |
|---------------------------------------|---|---------------------------------------|--------|
| Institute (UR) |  | Certificate No. (UR) | E92202 |
| Rated voltage (Use group C / UL 1059) | 300 V | Rated current (Use group C / UL 1059) | 10 A |
| Reference to approval values | Specifications are maximum values, details - see approval certificate. | | |

Packaging

| | | | |
|-----------|--------|------------|--------|
| Packaging | Box | VPE length | 46 mm |
| VPE width | 111 mm | VPE height | 180 mm |

Classifications

| | | | |
|------------|-------------|------------|-------------|
| ETIM 3.0 | EC001284 | ETIM 4.0 | EC002636 |
| ETIM 5.0 | EC002636 | ETIM 6.0 | EC002637 |
| UNSPSC | 30-21-18-10 | eClass 5.1 | 27-26-07-01 |
| eClass 6.2 | 27-26-07-03 | eClass 7.1 | 27-44-01-01 |
| eClass 8.1 | 27-44-01-01 | eClass 9.0 | 27-44-01-01 |
| eClass 9.1 | 27-44-04-02 | | |

Notes

| | |
|----------------|--|
| Notes | <ul style="list-style-type: none"> • Additional colours on request • Rated current related to rated cross-section & min. No. of poles. • Spacing between rows: see hole layout • Rated data refer only to the component itself. Clearance and creepage distances to other components are to be designed in accordance with the relevant application standards. |
| IPC conformity | Conformity: The products are developed, manufactured and delivered according international recognized standards and norms and comply with the assured properties in the data sheet resp. fulfill decorative properties in accordance with IPC-A-610 "Class 2". Further claims on the products can be evaluated on request. |

Approvals

| | |
|-----------|---|
| Approvals |  |
| ROHS | Conform |

Downloads

| | |
|---|--|
| Approval/Certificate/Document of Conformity | Declaration of the Manufacturer |
| Brochure/Catalogue | MB DEVICE MANUF. EN CAT 2 PORTFOLIOGUIDE EN FL 72H SAMPLE SER EN PO OMNIMATE EN |
| Engineering Data | EPLAN, WSCAD |
| Engineering Data | RSV1.6.zip |

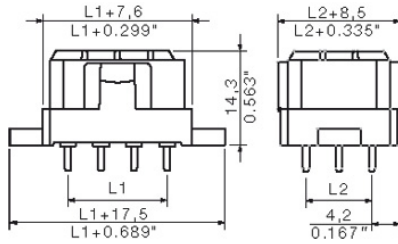
Creation date January 17, 2019 12:34:42 PM CET

**OMNIMATE Signal - series RSV
RSV1,6 LBF18 GR 3,2 SN**

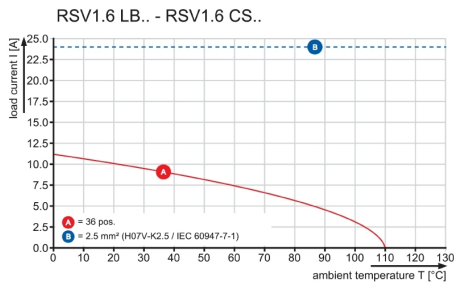
Weidmüller Interface GmbH & Co. KG
Klingenbergstraße 16
D-32758 Detmold
Germany
Fon: +49 5231 14-0
Fax: +49 5231 14-292083
www.weidmueller.com

Drawings

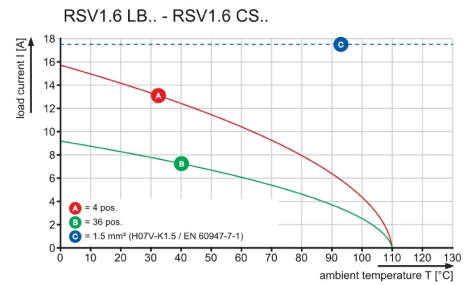
Dimensional drawing



Graph



Graph



Recommended wave soldering profiles

Weidmüller Interface GmbH & Co. KG
 Klängenbergstraße 16
 D-32758 Detmold
 Germany
 Fon: +49 5231 14-0
 Fax: +49 5231 14-292083
 www.weidmueller.com

Single Wave:



Double Wave:



Wave soldering profiles

Wired connection elements should be processed in accordance with the DIN EN 61760-1 standard. We have included two recommendations for practical wave soldering profiles, with which Weidmüller PCB terminals and connectors are qualified.

When choosing a suitable profile for your application, the following factors also need to be considered:

- PCB thickness
- Proportion of Cu in the layers
- Single/double-sided assembly
- Product range
- Heating and cooling rates

The single and double wave profiles each indicate the recommended operating range, including the maximum soldering temperature of 260°C. In practice, the maximum soldering temperature is quite often well below the above maximum profile.