

142681-4 ✓ ACTIVE

[Positive Lock](#) | [Positive Lock 197](#)


TE Internal #: 142681-4

Receptacle, Receptacle, 3 Position, Straight, Yellow, Polyamide 6.6
GF, Contact Mating Retention, Positive Lock 197, Crimp Terminal
Housings

[View on TE.com >](#)



Terminals & Splices > Terminal Housings, Insulation Sleeves & Blocks > Crimp Terminal Housings



Terminal Type: **Receptacle**

Connector & Housing Type: **Receptacle**

Number of Positions: **3**

Terminal Orientation: **Straight**

Primary Product Color: **Yellow**

Features

Product Type Features

Sealable	No
Connector & Housing Type	Receptacle

Configuration Features

Number of Rows	1
Number of Positions	3

Body Features

Primary Product Color	Yellow
-----------------------	--------

Contact Features

Terminal Type	Receptacle
Terminal Orientation	Straight
Contact Mating Retention	With

Mechanical Attachment

Mating Alignment	With
------------------	------

Connector Mounting Type

Cable Mount (Free-Hanging)

Housing Features

Housing Material

Polyamide 6.6 GF

Centerline (Pitch)

5 mm[.196 in]

Dimensions

Product Length

17.1 mm[.67 in]

Product Height

9.9 mm[.39 in]

Usage Conditions

Operating Temperature Range

-40 – 130 °C[-40 - 266 °F]

Packaging Features

Packaging Quantity

2100

Packaging Method

Box

Product Compliance

[For compliance documentation, visit the product page on TE.com>](#)

EU RoHS Directive 2011/65/EU

Compliant

EU ELV Directive 2000/53/EC

Compliant

China RoHS 2 Directive MIIT Order No 32, 2016

No Restricted Materials Above Threshold

EU REACH Regulation (EC) No. 1907/2006

Current ECHA Candidate List: JUNE 2024 (241)
 Candidate List Declared Against: JUNE 2024 (241)
 Does not contain REACH SVHC

Halogen Content

Low Halogen - Br, Cl, F, I < 900 ppm per homogenous material. Also BFR/CFR/PVC Free

Solder Process Capability

Not applicable for solder process capability

Product Compliance Disclaimer

This information is provided based on reasonable inquiry of our suppliers and represents our current actual knowledge based on the information they provided. This information is subject to change. The part numbers that TE has identified as EU RoHS compliant have a maximum concentration of 0.1% by weight in homogenous materials for lead, hexavalent chromium, mercury, PBB, PBDE, DBP, BBP, DEHP, DIBP, and 0.01% for cadmium, or qualify for an exemption to these limits as defined in the Annexes of Directive 2011/65/EU (RoHS2). Finished electrical and electronic equipment products will be CE marked as required by Directive 2011/65/EU. Components may not be CE marked. Additionally, the part numbers that TE has identified as EU ELV compliant have a maximum concentration of 0.1% by weight in homogenous materials for lead, hexavalent chromium, and mercury, and 0.01% for cadmium, or qualify for an exemption to these limits as defined in the Annexes of Directive 2000/53/EC (ELV). Regarding the REACH Regulation, the information TE provides on SVHC in articles for this part number is based on the latest European Chemicals Agency (ECHA) 'Guidance on requirements for substances in articles' posted at this URL: <https://echa.europa.eu/guidance-documents/guidance-on-reach>

Compatible Parts



TE Part # 63933-2
250 PL MKIII REC. 22-18AWG TPBR



TE Part # 142685-3
L.I.F PL CONTACT 5MM 0.35-1 MM2 PTPPHBZ



TE Part # 63854-1
250 PL MKIII REC. 18-14AWG BR



TE Part # 63854-2
250 PL MKIII REC. 18-14AWG TPBR



TE Part # 63933-1
PL .250 TERMINAL REC 22-18 AWG BR



TE Part # 1217092-1
PL 250 TERMINAL RECEPTACLE 16-12 AWG BR



TE Part # 953043-1
PL LOCKING LEVER 3P HOUSING PA6.6 NOIR



TE Part # 142686-1
L.I.F PL CONTACT 5MM 1 TO 3 MM2 PTPPHBZ




TE Part # 141991-2
PL 5MM 0.35 DEG TO 1 DEG POST-TPBR




TE Part # 1217092-2
PL 250 TERMINAL REC 16-12 AWG TPBR

Also in the Series | Positive Lock 197

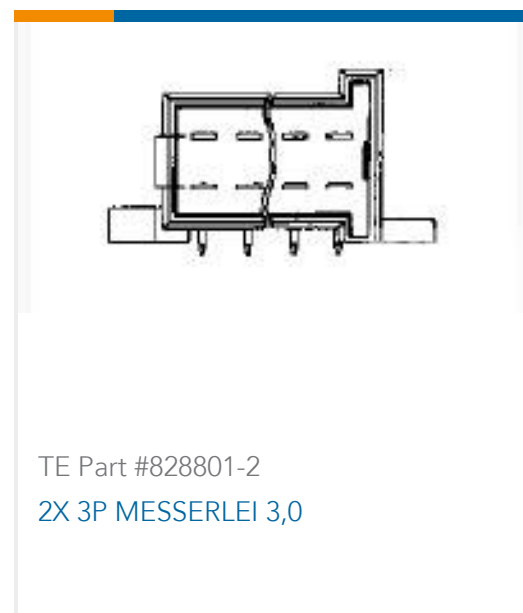
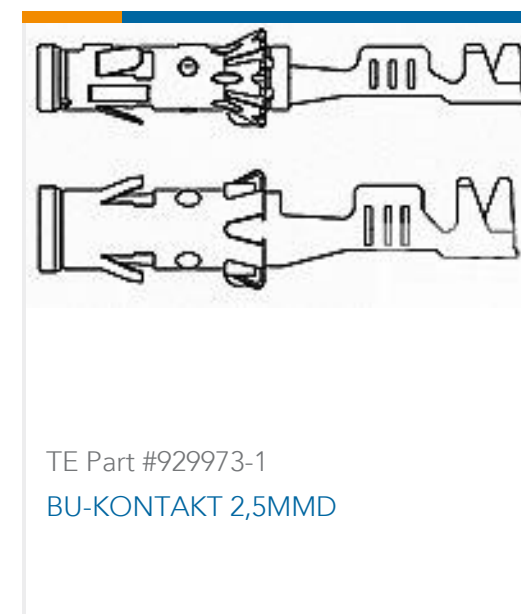


Crimp Terminal Housings(6)



Quick Disconnects(4)

Customers Also Bought



Documents

Product Drawings

PL MK III 3 POS HOUSING YELLOW

French

CAD Files

3D PDF

3D

Customer View Model

[ENG_CVM_CVM_142681-4_E.2d_dxf.zip](#)

English

Customer View Model

[ENG_CVM_CVM_142681-4_E.3d_igs.zip](#)

English

Customer View Model

[ENG_CVM_CVM_142681-4_E.3d_stp.zip](#)

English

By downloading the CAD file I accept and agree to the [Terms and Conditions](#) of use.