

Bus system cable - SAC-5P- 2,0-923/FS CAN SCO - 1419081


Please be informed that the data shown in this PDF Document is generated from our Online Catalog. Please find the complete data in the user's documentation. Our General Terms of Use for Downloads are valid (<http://phoenixcontact.com/download>)



Bus system cable, CANopen[®], DeviceNet[™], 5-position, PUR halogen-free, gray RAL 7001, shielded, free cable end, on Socket straight M12 SPEEDCON, A-coded, Cable length: 2 m, Connector unshielded



Key Commercial Data

Packing unit	1 STK
GTIN	 4 046356 543422
GTIN	4046356543422
Weight per Piece (excluding packing)	140.000 g
Custom tariff number	85444290
Country of origin	Germany

Technical data

Dimensions

Length of cable	2 m
Stripping length of the free conductor end	50 mm

Ambient conditions

Ambient temperature (operation)	-25 °C ... 90 °C (Plug / socket)
Degree of protection	IP65
	IP67

General

Rated current at 40°C	4 A
Rated voltage	60 V
Number of positions	5

Bus system cable - SAC-5P- 2,0-923/FS CAN SCO - 1419081

Technical data

General

Coding	A - standard
Signal type/category	CANopen [®]
	DeviceNet [™]
Status display	No
Overvoltage category	II
Degree of pollution	3
Torque	0.4 Nm (M12 connector)

Material

Flammability rating according to UL 94	HB
Contact material	CuSn
Contact surface material	Ni/Au
Contact carrier material	TPU GF
Material of grip body	TPU, hardly inflammable, self-extinguishing
Material, knurls	Zinc die-cast, nickel-plated
Sealing material	NBR

Pin assignment

Position = wire color (signal) = position (optional)	1 (Socket) = SR (shield)
	2 (Socket) = RD (V+)
	3 (Socket) = BK (V-)
	4 (Socket) = WH (CAN_H)
	5 (Socket) = BU (CAN_L)

Standards and Regulations

Flammability rating according to UL 94	HB
--	----

Cable

Cable type	CAN Bus/DeviceNet drop cable
Cable type (abbreviation)	923
UL AWM style	21198 (80°C/300 V)
Cable structure	2xAWG24/19+2xAWG22/19
Conductor cross section	2x 0.25 mm ² (Data cable)
	2x 0.34 mm ² (Power supply)
	1x 0.34 mm ² (Drain wire)
AWG signal line	24
AWG power supply	22
Conductor structure signal line	19x 0.13 mm
Conductor structure, voltage supply	19x 0.15 mm

Bus system cable - SAC-5P- 2,0-923/FS CAN SCO - 1419081

Technical data

Cable

Core diameter including insulation	1.95 mm ±0.05 mm (Data cable)
	1.4 mm ±0.05 mm (Power supply)
Wire colors	Red-black, blue-white
Twisted pairs	2 cores to the pair
Type of pair shielding	Plastic-coated aluminum foil, aluminum side outside
Overall twist	2 pairs around a drain wire in the center to the core
Shielding	Tinned copper braided shield
Optical shield covering	80 %
External sheath, color	silver-gray RAL 7001
External cable diameter D	6.7 mm ±0,3 mm
Minimum bending radius, flexible installation	10 x D
Number of bending cycles	5000000
Bending radius	70 mm
Traversing path	4.5 m
Traversing rate	3 m/s
Acceleration	3 m/s ²
Outer sheath, material	PUR
Material conductor insulation	Foamed PE (Data cable)
	PE (Power supply)
Conductor material	Tin-plated Cu litz wires
Insulation resistance	≥ 5 GΩ*km (Data cable)
	≥ 5 GΩ*km (Power supply)
Loop resistance	≤ 181.8 Ω (Data cable)
	≤ 114.8 Ω (Power supply)
Working capacitance	nom. 40 nF (Data cable)
Wave impedance	120 Ω ±12 Ω (f = 1 MHz)
Shield attenuation	≤ 0.95 dB (f = 125 kHz)
	≤ 1.64 dB (f = 500 kHz)
	≤ 2.29 dB (f = 1 MHz)
Nominal voltage, cable	≤ 300 V (Peak value, not for high-power applications)
Test voltage Core/Core	2000 V (50 Hz, 1 min.)
Test voltage Core/Shield	2000 V (50 Hz, 1 min.)
Flame resistance	UL 1581, Sec. 1060 (FT-1)
	IEC 60332-1
Other resistance	Low adhesion
Ambient temperature (operation)	-40 °C ... 80 °C (cable, fixed installation)

Bus system cable - SAC-5P- 2,0-923/FS CAN SCO - 1419081

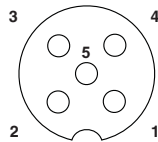
Technical data

Cable

	-20 °C ... 70 °C (cable, flexible installation)
--	---


Drawings

Schematic diagram



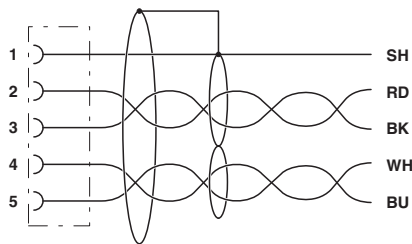
Pin assignment M12 socket, 5-pos., A-coded, socket side view

Cable cross section



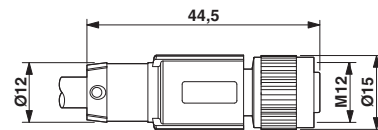
CAN Bus/DeviceNet [923]

Circuit diagram



Contact assignment of the M12 socket

Dimensional drawing



M12 x 1 socket, straight

Approvals

Approvals

Approvals

EAC

Ex Approvals

Approval details

EAC EAC-Zulassung
