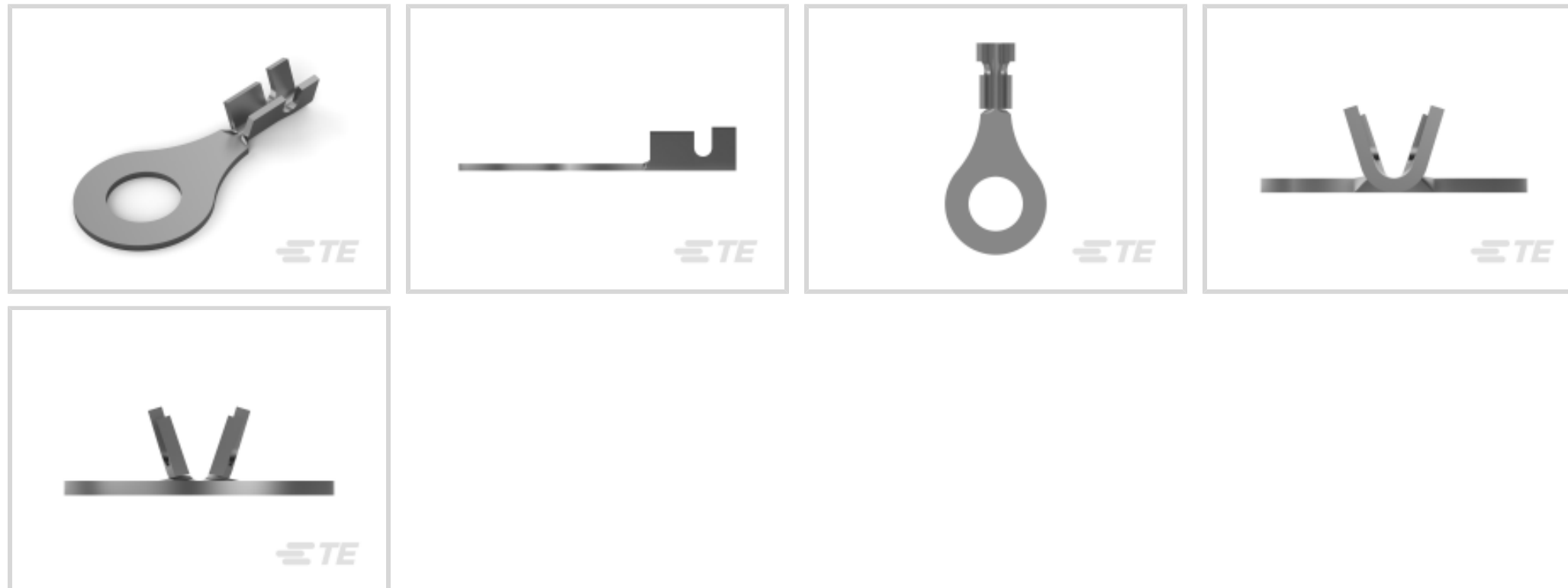




Terminals & Splices > Ring Terminals



Ring Terminal Product Type: Closed Ring Tongue Terminal

Wire Size: 642.4 – 2583 CMA

Stud Size: 1/4

## Features

### Product Type Features

|  |                             |
|--|-----------------------------|
| Shape Description                      | Circular/Oval               |
| Ring Terminal Product Type             | Closed Ring Tongue Terminal |
| Stud Size                              | 1/4                         |
| Sealable                               | No                          |
| Compatible With Discrete Wire Type     | Stranded                    |
| Wire Insulation Support Retention Type | Insulation Support          |

### Configuration Features

|                 |   |
|-----------------|---|
| Number of Holes | 1 |
|-----------------|---|

### Body Features

|                |        |
|----------------|--------|
| Product Weight | 1.53 g |
|----------------|--------|

### Contact Features

|                               |          |
|-------------------------------|----------|
| Contact Base Material         | Brass    |
| Barrel Type                   | Open     |
| Terminal Orientation          | Straight |
| Terminal Plating Material     | Tin      |
| Contact Underplating Material | None     |



### Mechanical Attachment

|                         |      |
|-------------------------|------|
| Wire Insulation Support | With |
|-------------------------|------|

### Dimensions

|                                      |                                    |
|--------------------------------------|------------------------------------|
|                                      | .059 in                            |
| Wire Size                            | 642.4 – 2583 CMA                   |
| Stud Diameter                        | 6.3 mm [.24 in]                    |
| Tongue Thickness                     | .76 mm [.03 in]                    |
| Product Length                       | 24.89 mm [.98 in]                  |
| Barrel Inside Diameter               | .89 mm, 1.77 mm [.035 in] [.07 in] |
| Compatible Insulation Diameter (Max) | .3 mm [.118 in]                    |
| Compatible Insulation Diameter Range | 1.5 – 3 mm [.059 – .118 in]        |

### Usage Conditions

|                             |                             |
|-----------------------------|-----------------------------|
| Insulation Option           | Uninsulated                 |
| Operating Temperature Range | -40 – 110 °C [-40 – 230 °F] |

### Operation/Application

|                                    |        |
|------------------------------------|--------|
| Compatible With Wire Base Material | Copper |
|------------------------------------|--------|

### Industry Standards

|                               |    |
|-------------------------------|----|
| Government Qualified Terminal | No |
|-------------------------------|----|

### Packaging Features

|                    |            |
|--------------------|------------|
| Packaging Quantity | 5000       |
| Packaging Method   | Strip/Reel |

### Product Compliance

[For compliance documentation, visit the product page on TE.com>](#)

|   |   |
|---|---|
| EU RoHS Directive 2011/65/EU                  | Compliant   |
| EU ELV Directive 2000/53/EC                   | Compliant   |
| China RoHS 2 Directive MIIT Order No 32, 2016 | No Restricted Materials Above Threshold   |
| EU REACH Regulation (EC) No. 1907/2006        | Current ECHA Candidate List: JUNE 2024 (241)<br>Candidate List Declared Against: JUNE 2024 (241)<br>Does not contain REACH SVHC |
| Halogen Content                               | Low Halogen - Br, Cl, F, I < 900 ppm per homogenous material. Also BFR/CFR/PVC  |

Free

Solder Process Capability

Not applicable for solder process capability

Product Compliance Disclaimer

This information is provided based on reasonable inquiry of our suppliers and represents our current actual knowledge based on the information they provided. This information is subject to change. The part numbers that TE has identified as EU RoHS compliant have a maximum concentration of 0.1% by weight in homogenous materials for lead, hexavalent chromium, mercury, PBB, PBDE, DBP, BBP, DEHP, DIBP, and 0.01% for cadmium, or qualify for an exemption to these limits as defined in the Annexes of Directive 2011/65/EU (RoHS2). Finished electrical and electronic equipment products will be CE marked as required by Directive 2011/65/EU. Components may not be CE marked. Additionally, the part numbers that TE has identified as EU ELV compliant have a maximum concentration of 0.1% by weight in homogenous materials for lead, hexavalent chromium, and mercury, and 0.01% for cadmium, or qualify for an exemption to these limits as defined in the Annexes of Directive 2000/53/EC (ELV). Regarding the REACH Regulation, the information TE provides on SVHC in articles for this part number is based on the latest European Chemicals Agency (ECHA) 'Guidance on requirements for substances in articles' posted at this URL: <https://echa.europa.eu/guidance-documents/guidance-on-reach>

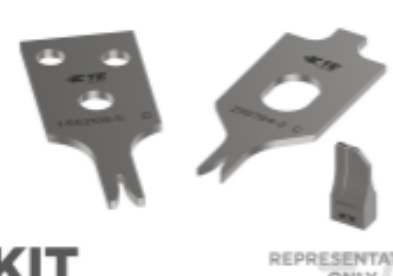
### Compatible Parts



TE Part # 160548-2  
RING TONGUE 22-20 AWG .0120 X .290 PTPBR



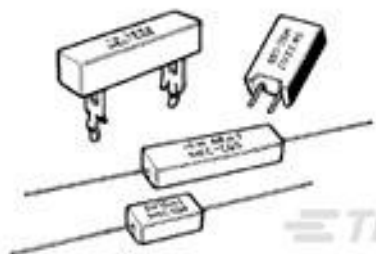
TE Part # 2150318-2  
OCEAN\_2.0\_Applicator-E-110F1400-REA



KIT  
REPRESENTATION ONLY

TE Part # 7-2150318-7  
OCEAN\_2.0\_SPARE\_PART\_KIT-110F1400

### Customers Also Bought



TE Part #2-1623788-5  
SQM5 R22 5% (WIRE)



TE Part #T4041037031-000  
M8.FMLE.PNLREAR.3POS.STR PCBSHLD



TE Part #2-1445057-4  
MICRO MNL HDR ASSY SINGLE ROW



TE Part #41711  
RING TERMINAL 22-18 AWG TPBR



TE Part #85033-1  
250 P.LOCK REC



TE Part #5211508-1  
4 CIRC DIN RCPT GRND CLIP



TE Part #2103124-4  
HVA280 2P HEADER ASSY, KEY D



TE Part #2-100693-2  
MOUNTING BASE,BLACK



## Documents

### Product Drawings

#### RING TONGUE 1/4 22-16 AWG TPBR

French

### CAD Files

#### 3D PDF

3D

#### Customer View Model

[ENG\\_CVM\\_CVM\\_140731-2\\_K.2d\\_dxf.zip](#)

English

#### Customer View Model

[ENG\\_CVM\\_CVM\\_140731-2\\_K.3d\\_igs.zip](#)

English

#### Customer View Model

[ENG\\_CVM\\_CVM\\_140731-2\\_K.3d\\_stp.zip](#)

English

By downloading the CAD file I accept and agree to the [Terms and Conditions](#) of use.

### Product Specifications

#### Application Specification

English

### Agency Approvals

#### Agency Approval Document

English