

Termination resistor - SAC-5P-M12MSB CAN TR - 1401999


Please be informed that the data shown in this PDF Document is generated from our Online Catalog. Please find the complete data in the user's documentation. Our General Terms of Use for Downloads are valid (<http://phoenixcontact.com/download>)



Terminating resistor CANopen®/DeviceNet™ M12



Key Commercial Data

Packing unit	1 pc
Minimum order quantity	100 pc
GTIN	 4 046356 579025
GTIN	4046356579025
Weight per Piece (excluding packing)	12.000 g
Custom tariff number	85332100
Country of origin	Germany

Technical data

Ambient conditions

Ambient temperature (operation)	-25 °C ... 90 °C (Plug)
Degree of protection	IP65
	IP67
	IP68

General

Rated current at 40°C	4 A
	45 mA (I_{eff})
Rated voltage	48 V AC
	60 V DC

Termination resistor - SAC-5P-M12MSB CAN TR - 1401999

Technical data

General

	5 V _{rms}
Termination resistor	120 Ω ±1 %
Power consumption	≤ 0.25 W
Number of positions	5
Color handle area	black
Coding	B - inverse
Status display	No
Overvoltage category	II
Degree of pollution	3
Insertion/withdrawal cycles	≥ 100

Material

Flammability rating according to UL 94	HB
Contact material	CuSn
Contact surface material	Ni/Au
Contact carrier material	TPU GF
Material of grip body	TPU, hardly inflammable, self-extinguishing
Material, knurls	Zinc die-cast, nickel-plated

Cable

Standards and Regulations

Flammability rating according to UL 94	HB
--	----

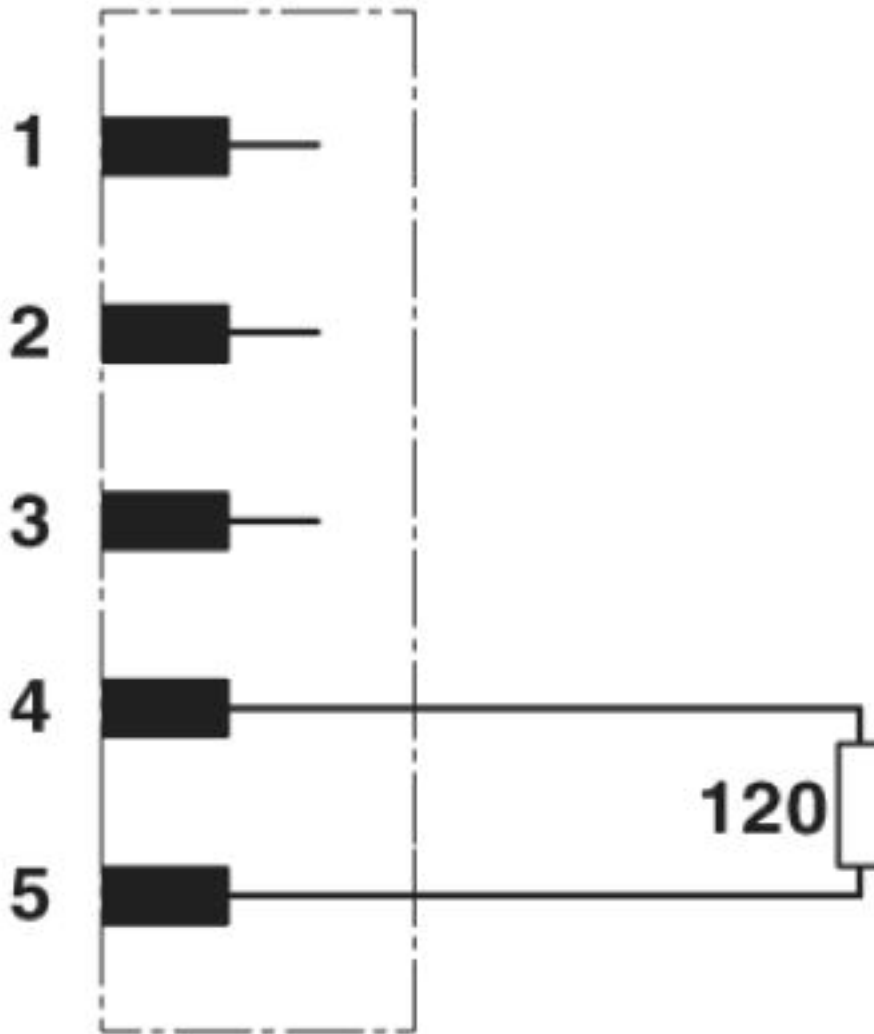
Environmental Product Compliance

China RoHS	Environmentally Friendly Use Period = 50 years
	For details about hazardous substances go to tab "Downloads", Category "Manufacturer's declaration"

Drawings

Termination resistor - SAC-5P-M12MSB CAN TR - 1401999

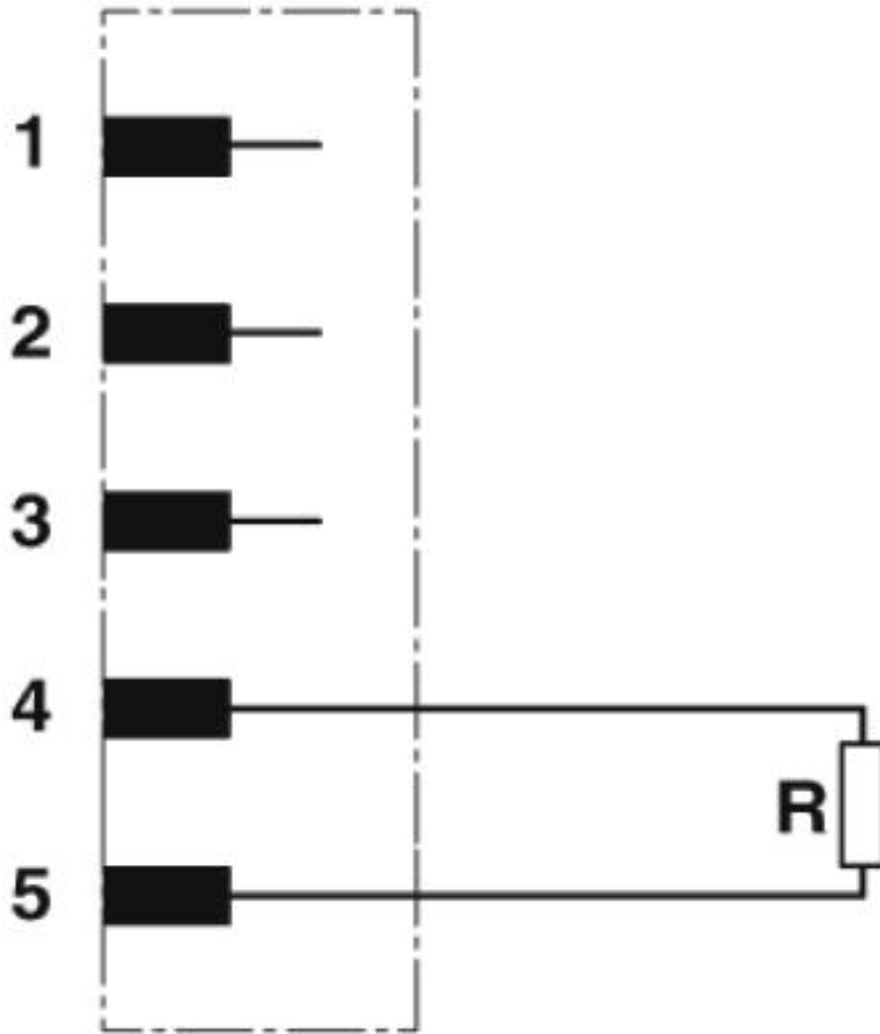
Circuit diagram



Internal wiring of connections

Termination resistor - SAC-5P-M12MSB CAN TR - 1401999

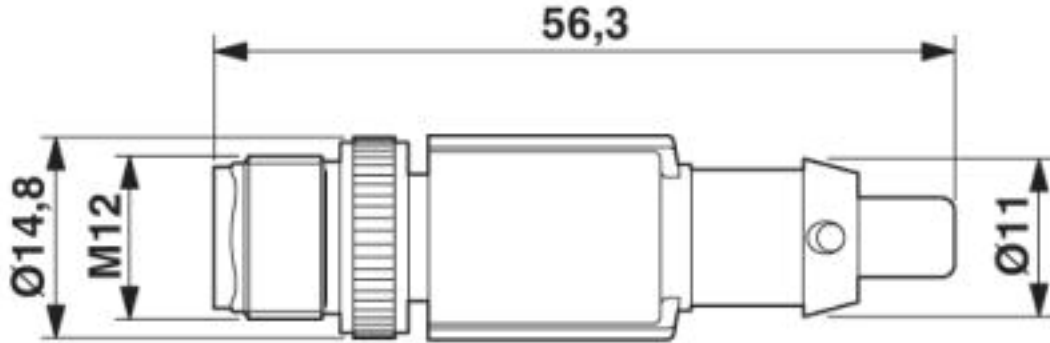
Circuit diagram



Contact assignment of the termination resistor; for resistance values, see technical data

Termination resistor - SAC-5P-M12MSB CAN TR - 1401999

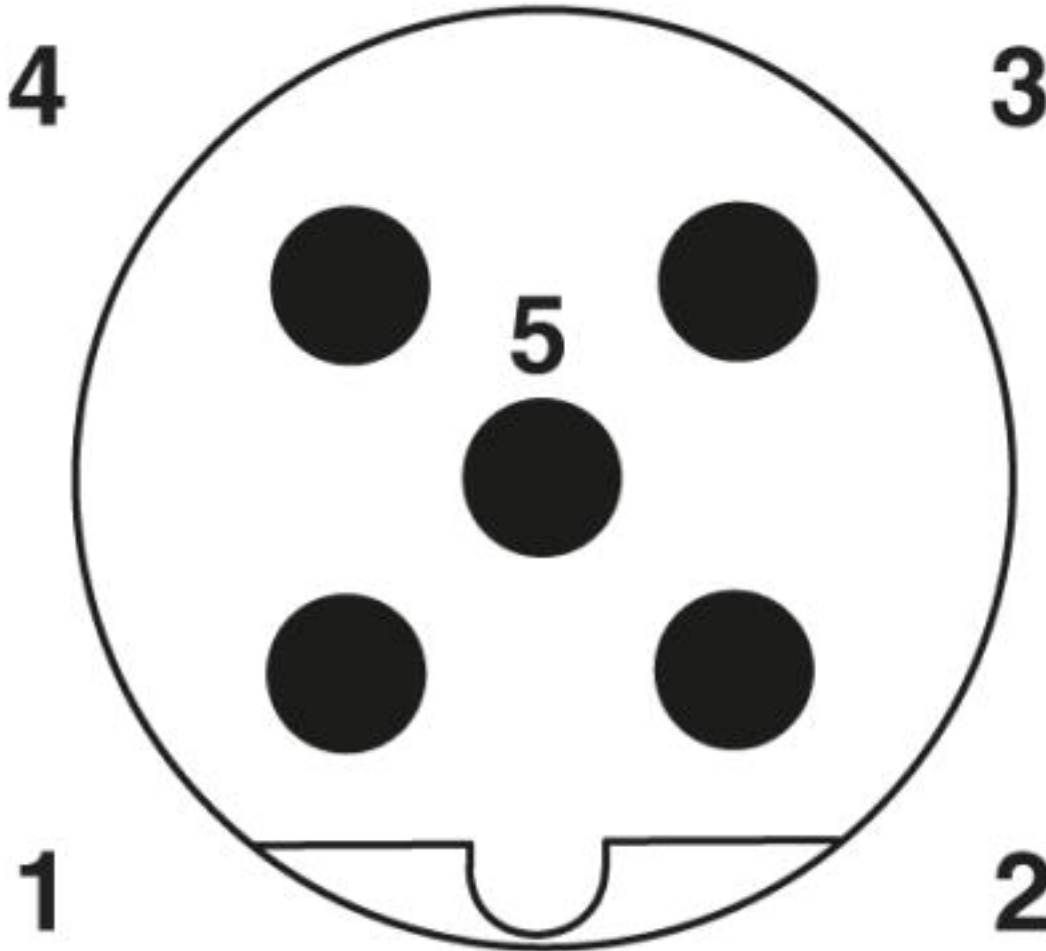
Dimensional drawing



Plug, M12 x 1, straight, shielded

Termination resistor - SAC-5P-M12MSB CAN TR - 1401999

Schematic diagram



Pin assignment M12 male connector, 5-pos., B-coded, male side

Classifications

eCl@ss

eCl@ss 4.0	27060300
eCl@ss 4.1	27060300
eCl@ss 5.0	19070400
eCl@ss 5.1	19070400
eCl@ss 6.0	19070400
eCl@ss 7.0	19070403
eCl@ss 8.0	19070403

Termination resistor - SAC-5P-M12MSB CAN TR - 1401999

Classifications

eCl@ss

eCl@ss 9.0	19070403
------------	----------

ETIM

ETIM 3.0	EC001855
ETIM 4.0	EC001855
ETIM 5.0	EC000448
ETIM 6.0	EC000448
ETIM 7.0	EC000448

UNSPSC

UNSPSC 6.01	31251501
UNSPSC 7.0901	31251501
UNSPSC 11	31251501
UNSPSC 12.01	31251501
UNSPSC 13.2	32121617
UNSPSC 18.0	32121617
UNSPSC 19.0	32121617
UNSPSC 20.0	32121617
UNSPSC 21.0	32121617

Approvals

Approvals

Approvals

EAC / EAC

Ex Approvals

Approval details

EAC		RU C- DE.BL08.B.00286
-----	--	--------------------------

Termination resistor - SAC-5P-M12MSB CAN TR - 1401999

Approvals

EAC



RU C-
DE.BL08.B.00511